



# Department of Surgery University of Cincinnati

2023-2024 Annual Report

UNIVERSITY OF

  
Cincinnati

[med.uc.edu/surgery](https://med.uc.edu/surgery)

# Table of Contents

|   |    |
|---|----|
| Letter from the Office of the Chair .....                             | 3  |
| UC Health - Who We Are .....  | 7  |
| Facilities .....  | 9  |
| History of the Department.....  | 11 |
| Office of Education .....   | 17 |
| Center for Surgical Innovation.....                                   | 49 |
| UC Institute for Military Medicine .....                              | 51 |
| Section of Cardiothoracic Surgery                                     |    |
| Division of Cardiac Surgery .....                                     | 53 |
| Division of Thoracic Surgery.....                                     | 55 |
| Section of Colon and Rectal Surgery.....                              | 57 |
| Section of General Surgery  |    |
| UC Medical Center General Surgery.....                                | 60 |
| West Chester Hospital General and Bariatric Surgery.....              | 61 |
| West Chester Hospital Trauma and Acute Care Surgery .....             | 61 |
| UC Medical Center Acute Care Surgery.....                             | 61 |
| UC Medical Center Trauma Surgery.....                                 | 62 |
| UC Medical Center Surgical Critical Care .....                        | 63 |
| C-STARS Cincinnati .....  | 63 |
| Division of General Surgery Research.....                             | 67 |
| Section of Oral and Maxillofacial Surgery .....                       | 71 |
| Section of Pediatric Surgery .....                                    | 75 |
| Section of Plastic, Reconstructive and Hand Surgery/Burn Surgery..... | 80 |
| Section of Surgical Oncology.....                                     | 84 |
| Section of Transplantation .....                                      | 88 |
| Section of Urology .....  | 91 |
| Section of Vascular Surgery.....                                      | 95 |
| Affiliates .....  | 97 |
| Publications, Presentations and Grants.....                           | 99 |



**Jeffrey J. Sussman, MD, FACS**

Christian R. Holmes Professor of Surgery and Interim Chair  
Director, Division of Education  
Program Director, General Surgery  
Department of Surgery  
University of Cincinnati  
231 Albert Sabin Way  
Cincinnati, OH 45267-0558  
513-558-5333  
Jeffrey.Sussman@uc.edu

3. To advance the state-of-the-art and scientific basis of the discipline of surgery.
4. To provide leadership in ensuring health care for all members of the Cincinnati community.

This past year we celebrated the 100-year anniversary of our General Surgery Residency Program. George Heuer, Associate Professor at Johns Hopkins University under William Stewart Halsted, accepted Cincinnati's offer as the first Christian R. Holmes Professor of Surgery in 1922. Dr. Heuer started the program with four men—a resident and three assistant residents. We now have an average of 40 or more general surgery residents (approximately 50% women) in training, using the same system of graduated responsibility so that each resident is fully competent when they graduate, a system that has stood the test of time with outstanding results.

These excellent results are possible because the Department of Surgery comprises more than 150 surgical faculty plus advanced practice providers, nurses, pharmacists and support staff who all take great pride in their patient care responsibilities and other clinical duties while maintaining a strong relationship with our institutional colleagues and community partners. We are dedicated to the training of nearly 200 medical students and an average of 100 residents/fellows each year across multiple subspecialties, with the result that our graduates consistently attain the most competitive residencies, fellowships and faculty positions, and provide for the next generation of health care providers.

## Letter from the Office of the Chair

I am proud to present the annual report for the Department of Surgery at the University of Cincinnati, where our missions are:

1. To provide comprehensive, compassionate and skilled surgical services for Cincinnati and the surrounding region.
2. To train the next generation of surgeon leaders.



Our academic achievements have also continued to be exceptionally strong. Included in this report is a representative listing of faculty publications and presentations. The Department of Surgery is proud to have secured new NIH, extramural grants and philanthropic donations providing funding for the important discoveries coming from our laboratories and clinical trials dedicated to improving the health of our patients.

It has been a great honor and privilege to serve as Interim Chair since 2019, but I will be transitioning these responsibilities at the beginning of November 2023 to David A. Gerber, MD.

Dr. Gerber was chosen as the 9th Christian R. Holmes Professor and Chair following a highly competitive national search. He most recently served as the George F. Sheldon Distinguished Professor with Tenure at the University of North Carolina at Chapel Hill (UNC) School of Medicine, Vice Chair of the Department of Surgery, and Chief of the Division of Abdominal Transplantation. We look forward to Dr. Gerber's leadership and bringing us all closer to realizing the Department of Surgery vision first imagined 100 years ago—to be indispensable through excellence in surgical care, in the training of tomorrow's surgeons, and in the discoveries that will improve healing and give hope to our patients.

Thank you.



Chair's Office administrative staff and business managers.






### **Our education values are to:**

- Train medical students, residents and fellows to reach their greatest potential for success as surgeons and leaders.
- Celebrate our individual strengths and diversity, and support each other as we overcome our hurdles to success, all while sharing common goals of clinical excellence, scientific discovery and professional growth.
- Promote and support our residents to go on to the most highly competitive fellowships and academic positions, and to become successful leaders advancing surgical excellence.



# UC Department of Surgery Organization Chart

## Office of the Chair:



David A. Gerber, MD – Chair



J. Taliesin Richards – Executive Director of Business Affairs



Madison Cuffy, MD – Vice Chair for Diversity, Equity, Inclusion



Michael D. Goodman, MD – Vice Chair for Research



Shimul A. Shah, MD – Vice Chair for Health Services Research



Syed A. Ahmad, MD – Vice Chair for Faculty Development



Timothy A. Pritts, MD, PhD – Vice Chair of Compensation Committee



Jeffrey J. Sussman, MD – Vice Chair for Education



**Section of Cardiothoracic Surgery**  
Sandra Starnes, MD – Chief



**Division of Cardiac Surgery**  
Louis Louis, MD – Director



**Division of Thoracic Surgery**  
Sandra Starnes, MD – Director



**Section of Colon & Rectal Surgery**  
Ian Paquette, MD – Interim Chief



**Section of Oral & Maxillofacial Surgery**  
Deepak Krishnan, DDS, FACS – Chief



**Section of Plastic & Reconstructive Surgery**  
Sonu Jain, MD – Chief  
(Effective 1/1/2024)



**Division of Burn Surgery**  
Petra Warner, MD – Director



**Division of Plastic & Reconstructive Surgery**  
Sonu Jain, MD – Director  
(Effective 1/1/2024)



**Section of Surgical Oncology**  
Syed Ahmad, MD – Chief



**Section of General Surgery**  
Timothy Pritts, MD, PhD – Chief



**Division of Trauma, UC Medical Center**  
Amy Makley, MD – Director



**Division of Acute Care Surgery, UC Medical Center**  
Jason Schrage, MD – Director



**Division of Surgical Critical Care, UC Medical Center**  
Betty Tsuei, MD – Director



**Division of General Surgery and Bariatrics, West Chester**  
Jonathan Thompson, MD – Director



**Division of Trauma, Critical Care, and Acute Care Surgery, West Chester**  
Aaron Seitz, MD – Director



**Division of General Surgery Research**  
Michael Goodman, MD – Director



**Section of Transplantation**  
Shimul Shah, MD – Chief of Section; Director of Transplantation



**Kidney Transplantation**  
Madison Cuffy, MD – Director



**Liver Transplantation**  
R. Cutler Quillin III, MD – Director



**Section of Urology**  
Ayman Mahdy, MD – Interim Chief



**Section of Vascular Surgery**  
Joseph Giglia, MD – Interim Chief



**Affiliates:**  
Gregory Tiao, MD – Chief of General and Thoracic Surgery  
**Cincinnati Children's Hospital Medical Center**



David Blevins, MD – Site Director for General Surgery Education, **Holzer Clinic**



Fadi Makhoul, MD – Site Director for General Surgery Education, **Veterans Affairs Medical Center**





## UC Health - “Who We Are”

In September 2010, University of Cincinnati Physicians — the faculty physician practice group of the UC College of Medicine — along with University Hospital and West Chester Hospital — publicly launched the collaborative partnership UC Health. This partnership speaks to the value of discovery-driven medicine that is at the core of University of Cincinnati Physicians and we will continue to strengthen our partnership through our mission of research, education and patient care.

University of Cincinnati Physicians is the multispecialty practice group of the UC College of Medicine. Physicians, surgeons, nurses and other allied health professionals in the group staff the hospitals of UC Health. University of Cincinnati Physicians is the Cincinnati area’s largest and most distinguished group of board-certified physicians, with more than 700 clinicians practicing in every medical and surgical specialty and a powerhouse for health care in the Greater Cincinnati region.

Many clinicians with University of Cincinnati Physicians are fellowship trained in various fields of medicine to provide specialized care to our patients. As clinicians, teachers and researchers of modern medicine, our physicians are able to provide patients with contemporary treatments and methods

of care that aren’t typically available outside of an academic medical setting. UC Health provides a comprehensive menu of inpatient and outpatient services, delivered at a cohesive network of hospitals and medical offices throughout the Greater Cincinnati region.

### Visions & Goals

Through responsive, innovative and cost-effective care, University of Cincinnati Physicians is committed to provide the very best personalized care for our patients. UC Health will be the health care network of choice in our region and the care we deliver will make a difference today and for a lifetime. Together, the facets of UC Health will represent quality, commitment and strength.

Together, UC Health is:

- world-class physicians
- the largest physician group in the region
- committed to delivering the highest level of patient care
- driven by discovery and innovation
- the trainers of the physicians of tomorrow
- an anchor of health care in Greater Cincinnati.

## Goals for Continued Success

To ensure success, UC Health will consistently focus on the following:

- Accessibility to specialty care for patients, referring physicians and insurers.
- Recruiting and retaining world-class physicians.
- Providing the highest level of personalized health care to patients.
- Improving health care delivery while discovering tomorrow's medical treatments.
- Utilizing more efficient, effective business practices.

UC Health brings together the region's top clinicians and researchers to provide world-class care to our community. From our flagship University of Cincinnati Medical Center to our state-of-the-art West Chester Hospital, UC Health delivers the absolute best in treatment and care.

Continually recognized for excellence and backed by the academic strength of the University of Cincinnati, one of the nation's top 25 public research universities, UC Health is revolutionizing how discovery-driven care is delivered.

For more information on UC Health, please visit [uchealth.com](http://uchealth.com).





# Facilities

## UC Health University of Cincinnati Medical Center

UC Health University of Cincinnati Medical Center (UCMC) has been serving the Cincinnati community for over 180 years and is a primary teaching and patient care site for the University of Cincinnati (UC) Department of Surgery. UCMC is a 726-bed tertiary hospital which provides many services not available in any other facility in the region. Specialized services available include the region's best-equipped and busiest Level I trauma center, one of just a few adult burn treatment centers certified by the American College of Surgeons/American Burn Association, and transplantation for heart, liver, pancreas and kidney. The hospital was ranked as the No. 1 regional hospital by U.S. News & World Report and surgery's divisions of urology and heart surgery were noted as "top performing" programs.

## Barrett Center

The Barrett Center at the UC Cancer Center (UCCC) provides some of the most advanced and comprehensive cancer services available in the region. This center supports clinical research with its involvement in more than 120 active protocols sponsored by cooperative programs through the National Cancer Institute and private pharmaceutical companies. The UC programs are approved by the American College of Surgeons Commission on Cancer. The ambulatory office facilities that support the UC Department of Surgery's oncology division are housed in the Barrett Center, the core cancer outpatient facility of the UC Cancer Center. The center encompasses all education, research and clinical programs related to oncology at UC, and is a partnership of the UC College of Medicine, Cincinnati Children's Hospital Medical Center and UC Health.

## Cincinnati Children's Hospital Medical Center

Cincinnati Children's Hospital Medical Center is a nationally and internationally recognized leader in the treatment and research of pediatric and adolescent diseases. As a result, this institution draws patients from all over the United States and over 30 countries each year who need its specialized tertiary care. Cincinnati Children's has 598 beds and is the only Level I pediatric trauma center in southwestern Ohio, northern Kentucky and southeastern Indiana. The hospital is a major teaching site for UC surgery residents and consistently ranks high in the nation among all Honor Roll hospitals in U.S. News & World Report's annual Best Children's Hospitals ranking.

## Holmes Hospital

The Holmes Hospital is an ambulatory facility, located at the corner of Eden Avenue and Albert B. Sabin Way. The hospital is home of the Oral and Maxillofacial Surgery resident clinic which sees over 12,000 patients annually. In addition, the hospital houses the private practice for the division of plastic, reconstructive, and hand surgery.

## Cincinnati Department of Veterans Affairs Medical Center

The Cincinnati Department of Veterans Affairs Medical Center is a major 248-bed acute-care hospital for veterans in Southwest Ohio. This facility is a dean's committee medical center and affiliated with the UC College of Medicine. All staff surgeons at the VA Medical Center have academic appointments at the College of Medicine. General surgery, urology and vascular surgery represent three of the largest volume sections within the VA surgical service. The surgical service continues to encounter a wide variety of pathological conditions which require surgical treatment, thus providing a significant opportunity for faculty research and a vital cornerstone for the surgical education of residents and medical students.

## The Christ Hospital

The Christ Hospital is a 555-bed acute-care hospital located 1.5 miles from the UC College of Medicine. The hospital remains an important part of the integrated surgical residency in general surgery. UC surgeons utilize The Christ Hospital for patient care in the areas of general, colorectal, vascular, weight loss, transplantation surgery and surgical oncology.

## The Christ Hospital Medical Office Building

The Christ Hospital Medical Office Building is an ambulatory office practice location for the UC Department of Surgery. It is home to the division of colon and rectal surgery, with additional offices for general surgery.



University of Cincinnati Medical Center



Barrett Center



Cincinnati Children's Hospital Medical Center



Holmes Hospital



Cincinnati Department of Veterans Affairs Medical Center



The Christ Hospital



The Christ Hospital Medical Office Building



CARE/Crawley/Medical Sciences Building

## CARE/Crawley and Medical Sciences Building

The Medical Sciences Building is the main administrative and laboratory facility of the College of Medicine. The Department of Surgery operations housed in this building include the Chairman's office, faculty academic offices, teaching facilities, and laboratories.



UC Health Physicians Office Clifton

## UC Health Physicians Office Clifton

The UC Health Physicians Office Clifton is the primary ambulatory office practice site for the UC Department of Surgery. Housed on the seventh floor of this 135,000 square foot facility are 21 exam rooms, four procedure rooms, medical records, scheduling center and clinical practice support staff.



UC Health Physicians Office North

## UC Health Physicians Office North

The UC Health Physicians Office North is located in West Chester, Ohio just off I-75 in Butler County. This 80,000 square foot facility is home to a full-service center for high-tech diagnostic services. All surgical subspecialties under the Department of Surgery offer convenient clinic hours at this location. The UC Health Physicians Office West Chester is home to The Cosmetic Center, which offers advanced cosmetic surgery and skin care treatments; and to the UC Health Weight Loss Center, which offers a comprehensive medical weight loss program and latest surgical weight loss options.



UC Health West Chester Hospital

## West Chester Hospital Surgical Center

The UC Health Surgical Hospital is accredited by the Joint Commission. This state-of-the-art ambulatory surgery facility has four operating rooms and two endoscopy suites. The facility can accommodate outpatients as well as short-stay procedures requiring hospitalization for up to 72 hours.



Drake Center

## Drake Center

The Drake Center is the region's full-service post-acute care rehab facility, a not-for-profit health care organization affiliated with the University of Cincinnati. Drake recently completed an extensive \$33 million modernization project, creating an efficient, inviting, 300-bed health care center that allows the Drake team to provide medically complex, quality health care into the 21st century. The Drake Center provides the Department of Surgery the opportunity to treat patients who require post-acute care, contributing to the goal of restoring each individual patient to the highest possible level of functioning and independence.

## Holzer Clinic

The Holzer Clinic is a modern, 100-plus physician, multispecialty group practice facility located in Gallipolis, Ohio, near the West Virginia border. This clinic provides primary, secondary and tertiary care to patients in the Southeastern Ohio and Western West Virginia region. The Holzer Clinic's primary service area covers eight counties (six in Ohio and two in West Virginia) with a population base of about 300,000 and over 150,000 clinic visits per year. The Holzer Clinic is affiliated with Holzer Health System, a 266-bed community-oriented acute-care hospital located adjacent to the main clinic facility. Approximately 6,000 operations are performed yearly and there are over 16,000 Emergency Department visits per year. Virtually all surgery residents select a two-month elective rotation to this facility. This rotation exposes these residents to a rural, broadly-defined general surgery experience.



Holzer Clinic

## Mzuzu Central Hospital, Malawi, Africa

Mzuzu Central Hospital is a 300-bed district hospital and referral center in the Northern region of Malawi serving a catchment area of approximately 2.5 million people. As part of the Global Surgery Rotation, 3rd or 4th year general surgery residents rotating at this hospital perform over 100 operations in a 2-month period of time, including pediatric, gastrointestinal, urology, endoscopic, and head & neck cases.



Mzuzu Central Hospital

## UC Health West Chester Hospital

UC Health West Chester Hospital is a 186-bed acute care hospital in West Chester, Ohio, providing the latest technology delivered in a healing environment. The hospital is conveniently located and easily accessible from Interstate 75 at Tylersville Road. Services include a full-service emergency department, and inpatient and outpatient diagnostic and treatment services.



# History of the Department

The UC Department of Surgery was derived from pioneering American surgeons and the evolution of local colleges of medicine and hospitals that parallel the origins and growth of Cincinnati itself, dating as far back as 1788. The “Hopkins Invasion” of 1922 marks the birth of the contemporary Department of Surgery at the University of Cincinnati. Dr. George Heuer and a small group of surgeons from Dr. William Halsted’s department at Johns Hopkins Medical School moved from Baltimore to Cincinnati and established a full-time surgical department with a pyramid-structured general surgery residency training program to graduate highly qualified surgeons after several years of rigorous training. After the Peter Bent Brigham Hospital at Harvard Medical School in Boston, the UC Department of Surgery was the second program in the country to be patterned on the Hopkins model.

**Dr. George J. Heuer** (1922-1931), the first Christian R. Holmes Professor of Surgery and Chair, brought Dr. Halsted’s method of surgical training to Cincinnati, along with several of Halsted’s residents including future department chairmen, Mont Reid, B. Noland Carter and Max Zinninger. He established the now routine practice of taking thorough case histories of patients and regular follow-up care. He instituted that all tissue be studied in the lab to confirm a surgeon’s diagnosis, again a now routine practice. The tradition of superior quality and surgical innovation continued under subsequent chairs of the Department.

**Dr. Mont Rogers Reid** (1931-1943), the second Christian R. Holmes Professor of Surgery and Chair, worked tirelessly to strengthen the relationship between the university medical school and the community. He brought attention to the Department through numerous articles in the prestigious *New England Journal of Medicine* on wound healing processes.

**Dr. Max M. Zinninger** (1943-1946) led the Department in the interim years after Dr. Reid’s untimely death. He was one of the first to complete his surgical residency at UC in 1927 under Heuer. Also known for working collaboratively with community physicians on complicated cases requiring highly specialized care, he was considered a consummate surgeon and gentleman who was held in the highest regard by the community, his students and colleagues.

**Dr. B. Noland Carter** (1946-1952), the third Christian R. Holmes Professor of Surgery and Chair, was renowned for his research of tissue injury and burns. He developed partnerships with the military and industry investigating newer antibiotics. During Carter’s tenure, the isotope laboratory was formed to study and treat neoplasm. Dr. Charles Barrett, forefather of the Barrett Cancer Center, was recruited to lead this effort. Radioisotope and tracer studies for diagnosis were pioneered here. A vascular lab was established and the Department made great progress in cardiothoracic surgery including cardioangiography and the first perfusion carried out. Investigations were also established for lung cancer. In the early 1950’s, UC Department of Surgery was well established as one of the premier centers for study of coronary circulation and artificial circulation. One of the most notable achievements came in 1951, when Dr. James Helmsworth of the UC Department of Surgery joined cardiologist Dr. Samuel Kaplan and chemist Dr. Leland Clark to develop the world’s first functional heart-lung machine, located at Cincinnati Children’s Hospital Medical Center.



*George J. Heuer, 1922-1931*



*Mont R. Reid, 1931-1943*



*Max M. Zinninger, 1943-1946*



*B. Noland Carter, 1946-1952*

**Dr. William A. Altemeier** (1952-1978), the fourth Christian R. Holmes Professor of Surgery and Chair, further expanded the Department with a focus on microbiology and intra-abdominal infections, establishing the Department as a pioneering center for surgical infectious disease. The perineal repair for rectal prolapse is named for Dr. Altemeier, and he was the first to describe cancer of the proximal (hilar) bile ducts, an entity subsequently recognized and named after Klatskin. Dr. Altemeier oversaw the building of the first surgical research facility and the Shriners Burns Hospital, one of three in the nation. The pediatric surgery residency training program was founded at Children's Hospital in the late 1950's by Dr. Lester Martin, who raised pediatric surgery to new levels and trained numerous pediatric surgeons who have become leaders in the field. Dr. Martin also pioneered and perfected the surgical technique known as the "pull-through" procedure for ulcerative colitis. Significant developments in thyroid surgery and hand surgery were pioneered by Dr. Vinton "Hoppy" Siler, who was also a great benefactor of the Department. In the mid-1960s, Dr. J. Wesley Alexander led UC's transplant and immunology program, training many transplant fellows and conducting significant research funded for decades by the National Institutes of Health. Dr. Henry Neale, a UC medical school graduate, returned to Cincinnati in 1974 following a fellowship at Duke University and founded the plastic surgery residency program which has attracted and graduated plastic surgeons who are considered among the very best in the country.



*William A. Altemeier, 1952-1978*

**Dr. Josef E. Fischer** (1978-2001), the fifth Christian R. Holmes Professor of Surgery and Chair, was responsible for significant expansion of full-time faculty in the early 1980's, initiating or strengthening subspecialty areas including vascular, trauma and critical care, transplant, burn, plastic surgery and urology. Dr. Fischer was instrumental in transforming the former Cincinnati General Hospital from a city-county hospital into University Hospital, a tertiary medical center and the flagship of The Health Alliance. The urology residency program again had its center at the University of Cincinnati Medical Center and has since enjoyed great success and growth, as has the oral and maxillofacial surgery residency program. Physical growth was also seen with the building of the Barrett Cancer Center, a critical care tower and new operating rooms.



*Josef E. Fischer, 1978-2001*

**Dr. Jeffrey B. Matthews** (2001-2006), the sixth Christian R. Holmes Professor and Chair, oversaw growth of full-time faculty members. Emphasis was placed on robotic-assisted surgery, telemedicine and technology. The Department was recognized nationally for its academic and training achievements and leadership in American surgery, and continued to be celebrated locally as a specialist resource for the community and a partner in an integrated health care network. Dr. Matthews' emphasis was on multidisciplinary clinical and research programs that cut across traditional department lines. Partnerships were developed with the University of Cincinnati, local industry, and the military to develop emerging technologies for improved patient care. The Center for Surgical Innovation was opened in 2006 to advance research and training in robotics, telemedicine, and telesurgery. Dr. Matthews accepted the position as Chairman of Surgery at the University of Chicago in October 2006.



*Jeffrey B. Matthews, 2001-2006*



**Dr. Michael S. Nussbaum** (2006-2008), Professor of Surgery and Interim Chair, was Chief of Staff at the University Hospital and served as Vice Chair for Clinical Affairs in the Department of Surgery. He joined the UC faculty in 1986 when he completed his surgical residency training in the UC Department of Surgery. Dr. Nussbaum was part of the original team that developed the plans for what became the Center for Surgical Innovation. His longstanding commitment to excellence in patient care continued to advance the Department's mission of fostering education, research, and innovations for treating surgical patients. Dr. Nussbaum became the first Chair of Surgery at the University of Florida in Jacksonville in 2008, and later Professor and Chair of Surgery at Virginia Tech Carilion School of Medicine in Roanoke, Virginia.



*Michael S. Nussbaum, 2006-2008*

**Dr. Michael J. Edwards** (2008-2019), the seventh Christian R. Holmes Professor and Chair, was an oncologic surgeon who specialized in treating breast disease. Dr. Edwards nurtured the development of the UC Institute for Military Medicine, an internationally renowned program advancing the care of the acutely injured soldier and civilian. He brought a principled approach to the Department with a profound commitment to teaching the discipline of surgery through the highest quality patient care. Dr. Edwards provided critical leadership for the successful unification of the UC College of Medicine practice plan and its integration into UC Health in 2011. He stepped down in January 2019 to focus on the international sphingolipid research program that he has built in conjunction with the department's research team and international collaborators.



*Michael J. Edwards, 2008-2019*

**Dr. Jeffrey J. Sussman** (2019-2023), the eighth Christian R. Holmes Professor of Surgery and Interim Chair, is a surgical oncologist who completed tumor immunology research at the National Institutes of Health and fellowships in surgical critical care and surgical oncology research at the University of Michigan and in surgical oncology at the M.D. Anderson Cancer Center. He has been a UC faculty member since 1997 and served as chief of the department's Section of Surgical Oncology from 2007-2015. Dr. Sussman serves as vice chair for education, program director of the General Surgery Residency, and director of the Skin Cancer and Sarcoma Program at the UC Cancer Institute. Dr. Sussman is active in clinical research, having served as principal investigator for many laboratory and clinical trials exploring how the human immune response can be altered to improve cancer therapy. He has published numerous articles focused on advancing treatments and understanding of melanoma and other solid tumors. His clinical practice focuses on melanoma, sarcoma, gastrointestinal neoplasms, peritoneal surface and hepatobiliary/pancreas malignancies.



*Jeffrey J. Sussman, 2019-2023*

**Dr. David A. Gerber** (2023-present), the ninth Christian R. Holmes Professor of Surgery and Chair, is a transplant surgeon who specializes in solid organ transplantation and liver cancer. His research focuses on cell biology and tissue engineering in the field of regenerative medicine and on the relationship of the matrix/environment that supports the growth and differentiation of select stem cell populations into functional tissues. He has served on the Department of Health and Human Services' (HHS) Advisory Committee on Transplantation and on the boards of the United Network for Organ Sharing and the national Organ Procurement Transplant Network (OPTN). He also serves as the chief medical officer of Biomed Organ Bank, LLC, a company focused on developing ex vivo organ preservation technologies. The recipient of more than 25 basic science grants, Gerber has been principal investigator or co-investigator of over 40 industry-sponsored clinical trials focusing on advancing patient outcomes in transplantation and hepatocellular carcinoma. He has published more than 200 publications, abstracts and book chapters in the areas of transplantation, stem cell biology, regenerative medicine and liver cancer.



*David A. Gerber, 2023-present*

# 100 YEAR ANNIVERSARY CELEBRATION OF GENERAL SURGERY RESIDENCY

University of Cincinnati Department of Surgery

Mont Reid Surgical Society

Cincinnati, Ohio

April 25-26, 2023



## PROGRAM

### Tuesday, April 25, 2023

5:00 p.m. Cecil Striker Society Lecture:

*History of the University of Cincinnati Department of Surgery*

Guest Lecturer – Michael S. Nussbaum, M.D.

Sponsored by the College of Medicine and Henry R. Winkler Center for History of the Health Professions

Kresge Auditorium, E-Level, College of Medicine

6:30 - 8:30 p.m. Reception

Surgical Faculty/Residents/Alumni/Guests  
Cincinnati Country Club

### Wednesday, April 26, 2023

8:00 a.m. Surgical Symposium, Surgical Amphitheater,  
University of Cincinnati Medical Center  
(2 CME credit hours offered)

8:00 am Welcome – Dr. Jeffrey J. Sussman

8:15 am *UC Surgery Residency ... Beyond the Operating Room* – Dr. Robert Cavagnol

8:45 am *UC Surgery Residency ... Contributions to Research* – Dr. Angela Ingraham

9:15 am *UC Surgery Residency ... Excellence in Pediatric Surgery* – Dr. Colin Martin

9:45 am *UC Surgery Residency ... Leadership in Surgery* – Dr. Kfir Ben-David

10:15 am Panel Discussion

11:00 a.m Lunch available in MSB Cafeteria

12:00 noon Tours available of UC Hospital and the History of the Health Professions Library Display - *From Halsted to Heuer: The UC Department of Surgery and the Johns Hopkins Pipeline, 1922-1952*















**Jeffrey J. Sussman, MD**

Director, Division of  
Education

Director, Residency Program  
in General Surgery

**The Office of  
Education**

**Jeffrey J. Sussman, MD** – Director, Division of Education; Director, Residency Program in General Surgery. Dr. Sussman oversees outstanding leadership and innovation by the associate directors and staff in their stewardship of our surgical education program.

**Amy T. Makley, MD** – Associate Director, Residency Program in General Surgery. Dr. Makley has been responsible for the curriculum and evaluative process and has brought considerable expertise in assessment and professional development of the surgical residents. She is also in charge of the Fundamentals of Laparoscopic Surgery (FLS) and Fundamentals of Endoscopic Surgery (FES) programs.

**Michael D. Goodman, MD** – Associate Director, Residency Program in General Surgery. Dr. Goodman is the administrative lead for our global surgery program and all rotation scheduling. He also serves as Director of General Surgery Research.

**Krishna P. Athota, MD** – Associate Director, Residency Program in General Surgery. Dr. Athota has won three consecutive Department of Surgery Outstanding Educator Awards as voted by general surgery residents, as well as the Silver Apple Award from the UC medical students. He leads the incoming surgical intern boot-camp program and surgical skills curriculum.

**Latifa Sage Silski, MD** – Director, Surgery Student Education. Dr. Silski, newly appointed to this role, brings her passion and energy for surgical education to the Surgery Student program and serves as a champion for diversity and equality.

**Jennifer S. Colvin, MD** – Associate Director, Surgery Student Education. Dr. Colvin brings a strong dedication to teaching medical students and serves as a role model and mentor. She has previously served as a LPCC preceptor at UCCOM.

**Carla F. Justiniano, MD** – Associate Director, Surgery Student Education. Dr. Justiniano has a strong interest in teaching medical students and serves as a role model and mentor.

**Christen Salyer, MD** – Robert H. Bower Administrative Chief Resident.



**Amy T. Makley, MD**

Associate Professor of Surgery  
Section of General Surgery  
Associate Director, Residency  
Program in General Surgery  
Director, UCMC Trauma Surgery



**Michael D. Goodman, MD**

Professor of Surgery  
Section of General Surgery  
Associate Director, Residency  
Program in General Surgery  
Director, General Surgery Research



**Krishna P. Athota, MD**

Associate Professor of Surgery  
Section of General Surgery  
Program Director, Fellowship in  
Critical Care Surgery  
Associate Director, Residency  
Program in General Surgery



**Latifa Sage Silski, MD**

Assistant Professor of Surgery  
Section of General Surgery  
Director, Surgical Student  
Education



**Jennifer S. Colvin, MD**

Assistant Professor of Surgery  
Section of General Surgery  
Associate Director, Surgery  
Student Education



**Carla F. Justiniano, MD**

Assistant Professor of Surgery  
Section of Colon & Rectal Surgery  
Associate Director, Surgery  
Student Education



**Christen Salyer, MD**

Robert H. Bower  
Administrative Chief Resident



**Administrative Team**

Jenna M. Lengerich, MHA, Residency  
Coordinator and Manager, Office of  
Education

Gilda Young, Residency Coordinator  
Emeritus and Special Project Manager

Debbie Browne, Assistant Residency  
Coordinator

Elizabeth Loechle, Administrative  
Assistant

Nikki Norman, Surgery Medical Student  
Coordinator

Steve Wiesner, Electronic Publishing  
Coordinator





The Education team has made many significant accomplishments including:

- Expansion of virtual simulation practice opportunities with inanimate and animate models to improve surgical skills prior to entering an operating room. These opportunities exist through virtual reality simulation equipment housed in the Woliver Laboratory for Simulation and Education in Surgery and a fully equipped operating room in the Center for Surgical Innovation.
- Expanded Robotic training and curriculum.
- Continued improvement in teaching conferences and wellness events with virtual and hybrid modifications due to the pandemic.
- Website and recruitment process improvements.
- Expanded new Peer to Peer mentoring and conference programs.
- Expansion of social media presence.
- New APP Critical Care Fellowship.

## Surgical Education Overview

Education in the Department of Surgery includes medical student clinical clerkships and electives, graduate medical education resident and fellowship programs, basic scientist training, and continuing medical education seminars and classes. At our most recent review, the General Surgery Residency program received full accreditation from the Residency Review Committee of the ACGME. Our surgical clerkship has become a model of innovation for clinical education and has led to a marked increase in the number of medical students at the University of Cincinnati choosing surgery as their career path. Over the past four decades, surgical faculty and residents have held a majority share of best teaching and Gold Humanism awards as voted by the UC medical students.

The Surgical Education Program continues to attract and train the best and brightest medical students and residents from around the country. Residents who graduate from our programs have an outstanding record matching highly

competitive fellowships and have been successful in securing positions in academic departments and as leaders in the community practice of surgery.

The Edward Woliver Laboratory for Simulation and Education in Surgery includes an array of simulation equipment designed to allow surgical residents to practice new skills in a safe, non-pressured environment outside the operating room. The lab has both low- and high-tech simulation equipment, including simple models to simulate suturing vessels to robotics. It also includes sophisticated devices that incorporate haptics (sense of touch) and track a surgeon's performance during the training session. The lab serves as a regional testing site for the Fundamentals of Laparoscopic Surgery (FLS) course, an education and skills training module which is the ABS requirement for the evaluation of basic skills and knowledge for laparoscopy. The lab is also outfitted to provide needed equipment for the Fundamentals of Endoscopic Surgery (FES) course curriculum teaching diagnostic and therapeutic upper and lower GI endoscopy. UC serves as a testing site for FES to the greater Cincinnati region.

## Graduate Medical Education

The Department of Surgery sponsors graduate medical education programs in 12 surgical specialties which encompass 102 residents and fellows. The following lists these resident and fellowship programs for 2023-2024:

### Resident Programs (81):

- General Surgery (41)
- Oral and Maxillofacial Surgery (13)
- Plastic, Reconstructive and Hand Surgery (6)
- Thoracic Surgery (6)
- Urology (10)
- Vascular Surgery (5)

### Fellowship and Advanced Training Programs (21):

- APP Critical Care Fellowship (2)
- Congenital Cardiac Surgery Fellowship Program (1)
- Pediatric Surgery (2)
- Pediatric Surgery Subspecialty (4)
- Pediatric Urology (3)
- Pediatric Urology – International (non-accredited) (1)
- Plastic, Reconstructive and Hand Surgery (3)
- Surgical Critical Care (2)
- Transplant Surgery (3)

The educational programs are guided by a group of dedicated surgeon educators who have helped to develop an educational environment that attracts many of the best candidates in the country. The combination of talented, committed specialty program directors and faculty and

excellent residents and fellows results in an educational program that is second to none.

The Department of Surgery has a distinguished history of educating its graduates to be leaders in surgery. Our commitment to excellence in patient care, education and advancement of knowledge in the surgical sciences creates an environment in which surgical training can flourish. Residents complete their training programs with exceptional breadth and depth of experience in their specialty.

There is an abundance and variety of clinical experiences in the hospitals and outpatient offices of our integrated and affiliated institutions which include:

- University of Cincinnati Medical Center
- Cincinnati Veterans Affairs Medical Center
- Cincinnati Children's Hospital Medical Center
- West Chester Hospital
- The Christ Hospital
- Holzer Clinic, Gallipolis, Ohio
- Mzuzu Central Hospital, Malawi, Africa

Clinical experience is supplemented by an extensive series of educational conferences and surgical simulation experience. At the core of the educational program are Surgical Grand Rounds, Morbidity and Mortality Conference, Curriculum Conferences, mock oral examinations and skills labs. These weekly conferences are supplemented by numerous specialty- or rotation-specific conferences.

### **Surgical Simulation Experiences:**

- Advanced Laparoscopy
- Advanced Operative Skills
- Advanced Surgical Skills for Exposure in Trauma (ASSET)
- Robotics Training
- Basic Laparoscopy
- Fundamentals of Endoscopic Surgery (FES – GI Mentor)
- Fundamentals of Laparoscopic Surgery (FLS)
- GI Anastomosis
- Vascular Anastomosis
- Solid Organ Transplant
- Introduction to General Surgery (R1 Boot Camp)
- Laparoscopic Colectomy
- Laparoscopic Hernia
- Surgical Stapling
- Trauma Surgery Simulation
- Advanced Trauma Life Support Training

Complementing the clinical training are outstanding opportunities to participate in basic science research in the Department of Surgery, other basic science laboratories within the College of Medicine or extramural institutions. Most residents spend two years in laboratory research with a faculty mentor. Opportunities are available to pursue advanced degrees such as MS, PhD or Doctor of Science. These research projects are supported by an institutional training grant (T32 award) in trauma and several R01 research grants from the National Institutes of Health (NIH) and the U.S. Department of Defense (DoD).







## 2022-2023 Visiting Professor Program

The Visiting Professor Program of the Department of Surgery is extremely important for the education of both the faculty and the residents. It gives the residents a first-hand opportunity to come into contact with distinguished leaders in American surgery, participate in teaching rounds with them, and get to know them as individuals. In addition, the Visiting Professor gives presentations at Surgical Grand Rounds to faculty, residents and medical students.

During the academic year 2022-2023, we had the privilege of hosting five Visiting Professors and continued to offer virtual Grand Rounds:

September 14, 2022

Fifteenth Annual Heekin Family Lectureship

**Abhinav Humar, MD, PhD, FACS**

Thomas E. Starzl Professor in Transplantation Surgery

Clinical Director, Thomas E. Starzl Transplantation Institute

Division Chief, Transplant Surgery

University of Pittsburgh Medical Center

Surgical Grand Rounds: "Changing the Paradigm of Living Donor Liver Transplant – The UPMC Experience"

February 1, 2023

Twenty-First John J. McDonough Sr. & Elizabeth Ann Donovan Visiting Professor

**Ala Stanford, MD, FAAP, FACS**

Regional Director, Region III Office of Intergovernmental & External Affairs, U.S. Department of Health & Human Services

Founder and Physician, Dr. Ala Stanford Center for Health Equity

Pediatric Surgeon, Stanford Pediatric Surgery, Philadelphia, PA

Surgical Grand Rounds: "Striving for Health Equity in the Midst of a Pandemic"

May 3, 2023

Oral & Maxillofacial Surgery Visiting Professor

**Peter D. Quinn, DMD, MD**

Schoenleber Professor of Oral and Maxillofacial Surgery

University of Pennsylvania School of Dental Medicine

Former Chief Executive Physician of the Penn Medicine Medical Group

Philadelphia, PA

Surgical Grand Rounds: "American Medical Centers at the Crossroads"

May 10, 2023

Twenty-Third J. Rawson Collins Visiting Professor

**Deborah M. Stein, MD, MPH**

Professor of Surgery, Tenured

University of Maryland School of Medicine

Director of Adult Critical Care Services

University of Maryland Medical Center

Baltimore, MD

Surgical Grand Rounds: "Modern Concepts in Hemorrhage Control"

May 24, 2023

Fourth Robert P. Hummel, MD Visiting Professor

**Amir A. Ghaferi, MD, MSc, MBA**

Professor of Surgery

President and CEO, Physician Enterprise


Senior Associate Dean for Clinical Affairs

Froedtert & Medical College of Wisconsin

Milwaukee, WI

Surgical Grand Rounds: "Identifying an Academic Path Through Intentional Growth"







## Residency Program in General Surgery

### **Jeffrey J. Sussman, MD, Program Director**

Vice Chair, Education  
Section of Surgical Oncology  
Director, Division of Education

### **Amy T. Makley, MD, Associate Director**

Associate Professor of Surgery  
Section of General Surgery

### **Michael D. Goodman, MD, Associate Director**

Professor of Surgery  
Section of General Surgery

### **Krishna P. Athota, MD, Associate Director**

Associate Professor of Surgery  
Section of General Surgery  
Program Director, Fellowship in Critical Care Surgery

### **Jenna M. Lengerich, MHA, Office Manager & Residency Program Coordinator**

513-558-4206  
lengerja@ucmail.uc.edu

### **Debbie Browne, Assistant Residency Coordinator**

513-558-5862  
brownedm@ucmail.uc.edu  
Department of Surgery  
University of Cincinnati College of Medicine  
231 Albert Sabin Way (ML0558)  
Cincinnati, OH 45267-0558

Residency education in General Surgery comprises five clinical years, with typically six Chief Residents finishing the program annually. A laboratory/professional development experience of two years is completed by the majority of the residents with a wide range of experiences being available individualized to the residents' career goals. The residency program in General Surgery is fully accredited by the Residency Review Committee for Surgery.



In the first and second postgraduate years, residents receive a broad experience in the essential content areas as well as in surgical specialties. Experience is gained in both inpatient and outpatient care, with appropriate emphasis on evaluation and diagnosis as well as operative therapy and perioperative care. This experience is obtained in a variety of settings including the general surgery services in community hospitals and the academic health center, intensive care units, and the Cincinnati Children's Hospital.

During the third and fourth clinical years, the resident is given additional responsibility as a leader on surgical teams including the trauma service, thoracic surgery, vascular surgery and transplantation surgery. Additional experience is also gained as senior resident in general surgery at the Holzer Clinic, Gallipolis, Ohio. Residents may also choose to do a global health surgery elective in Malawi, Africa.

In the fifth year, Chief Residents lead general surgery teams with faculty supervision at University of Cincinnati Medical Center, general and colorectal surgery services at The Christ Hospital, and the general surgery teams at the VAMC and West Chester Hospital. University of Cincinnati Medical Center provides extensive experience in gastrointestinal disease, hepatobiliary disease, pancreatic disease, colorectal surgery and surgical oncology. Residents at The Christ Hospital are exposed to a wide variety of surgical pathology and have the opportunity to learn about the private practice of surgery. The surgical services at the VAMC and West Chester Hospital care for general, colorectal and thoracic surgery patients.



## General Surgery Residents 2022-2023

### Graduating Chief Residents:

**Betzaira G. Childers, MD** – University of Texas, San Antonio – Entered Surgical Oncology Fellowship at Moffitt Cancer Center, Tampa, FL

**Al-Faraaz Kassam, MD, MBA** – Rush Medical College – Entered Transplant Surgery Fellowship, Johns Hopkins University, Baltimore, MD

**Tiffany C. Lee, MD, MS** – University of Rochester – Entered Minimally Invasive Surgery Fellowship, Oregon Health & Science University, Portland, OR

**Mackenzie C. Morris, MD** – Thomas Jefferson University – Entered Transplant Surgery Fellowship, Emory University, Atlanta, GA

**Kasiemobi Pulliam, MD** – Indiana University – Entered Pediatric Surgery Fellowship, Children’s Hospital Los Angeles, Los Angeles, CA

**Monica L. Wagner, MD** – University of Cincinnati – Entered Pediatric Surgical Critical Care Fellowship, Children’s Mercy, Kansas City, MO

## General Surgery Residents 2023-2024

### First Year:

**Jonathan T. Beyeler, MD** – University of Mississippi

**Colton G. Brown, MD** – Medical College of Wisconsin

**Emilie M. Buisson, MD** – University of Cincinnati

**Ryan P. Johnson, MD** – University of Chicago

**Megan A. Satyadi, MD** – University of South Florida

**Daniel R. Streetman, MD** – Mercer University

### Second Year:

**Obieda “Obie” M. Atiyani, MD** – University of Louisville

**Arti U. Machchhar, MD** – University of Texas Southwestern

**Allison N. Moore, MD** – University of Colorado

**Marissa A. Ray, MD** – Wayne State University

**Darren C. Turner, MD** – University of Miami

**Gregory C. Wetmore, MD** – State University of New York – Upstate

### Research:

**Ellen Arndt Becker, MD** – Medical College of Wisconsin

**Aron P. Bercz, MD** – University of Cincinnati

**Michela M. Carter, MD** – University of Cincinnati

**Ryan C. Chae, MD** – University of Cincinnati

**Stephen J. Hartman, MD** – University of California, San Diego

**Kevin Kulshrestha, MD** – University of Pennsylvania

**Szu-Aun Lim, MD** – East Carolina University

**Catherine G. Pratt, MD** – University of Vermont

**Adam D. Price, MD** – University of Cincinnati

**Alyssa E. Stetson, MD** – University of Massachusetts

**Lindsey J. Wattley, MD** – University of Cincinnati

**Jenna N. Whitrock, MD** – University of Missouri-Columbia

### Third Year:

**M. Ryan Baucom, MD** – East Carolina University

**Zishaan A. Farooqui, MD, PhD** – University of Michigan

**Paul H. McClelland, MD** – Weill Cornell Medicine

**Mordechai G. Sadowsky, MD** – Wayne State University

**Emily J. Schepers, MD** – University of Missouri - Columbia

**Stephanie Sisak, MD** – Drexel University

### Fourth Year:

**Allison M. Ammann, MD** – Texas Tech University

**Aaron M. Delman, MD** – Wayne State University

**Kevin M. Turner, MD** – Loyola University

**Dennis M. Vaysburg, MD** – Temple University

**Taylor E. Wallen, MD** – Central Michigan University

### Chief Year:

**Eileen C. Donovan, MD** – University of Cincinnati

**Michael E. Johnston, MD** – Indiana University

**Christen Salyer, MD** – Indiana University

**Kathleen E. Singer, MD** – University of Massachusetts

**Karthik Thangappan, MD** – Thomas Jefferson University

**S. Whitney Zingg, MD** – University of Tennessee



## Honors and Awards 2022-2023

### Faculty:

[A total of 17 UC surgeons were included among *Cincy Magazine* Best Docs 2022, and 40 UC surgeons were named among *Cincinnati Magazine* Top Docs for 2023.]

#### Syed A. Ahmad, MD

Served as guest co-editor of the January 2023 issue of *Surgical Oncology Clinics of North America*. The issue was dedicated to clinical trials in surgical oncology.

#### Victor F. Garcia, MD

Received the Beacon of Light Humanitarian Award from the Lighthouse Youth & Family Services.

#### Aaron P. Garrison, MD

Received the Clinical Care Achievement Award.

#### Michael D. Goodman, MD

Named the Dario Rodriguez, Jr, Endowed Chair in Trauma Surgery.

Awarded a CCTST award for studying early serum markers in predicting trauma patient outcomes.

#### Alicia A. Heelan, MD

Received the pilot project award at the UCCC Research Retreat.

#### Tammy M. Holm, MD, PhD

Won the 2023 ThyCa: Thyroid Cancer Survivors' Association Award for Thyroid Cancer Research from the American Association of Endocrine Surgeons. The \$20,000 grant will support her basic science research.

#### Meera Kotagal, MD, MPH

Named one of four UC Center for Clinical and Translational Science and Training new K Scholars for 2023.

#### Deepak G. Krishnan, DDS, FACS

Won election to the Board of Directors of the American Board of Oral and Maxillofacial Surgery.

Received the Distinguished Service Award of 2023 from the International Association of Oral & Maxillofacial Surgeons.

#### Sameer H. Patel, MD

Inducted into the Alpha Omega Alpha Honor Medical Society.

#### Nilesh N. Patil, MD

Senior author of Best Poster Award at the North Central Section Meeting of the American Urological Association.



#### James A. Phero, DDS, MD

Elected as the next director of the American Dental Society of Anesthesiology.

#### Courtney A. Plattner, MD

Inducted into the Alpha Omega Alpha Honor Medical Society.

#### Timothy A. Pritts, MD, PhD

Elected to the Board of Governors of the American College of Surgeons.

Obtained funding from the Department of Defense in the amount of \$5 million for two grants related to the study of whole blood.

#### Chief Master Sergeant Dario Rodriguez Jr.

Posthumously awarded the Distinguished Service Award at the 2022 Military Health System Research Symposium.

#### Beth Rymeski, DO

Appointed Associate Surgical Director for the Cincinnati Fetal Center.

#### Aaron P. Seitz, MD

Outstanding Surgical Educator Award for 2022-2023.

#### Shimul A. Shah, MD

Named as Vice Chair for the UNOS Liver Intestine Committee for 2023-2025 and will become Chair in 2025.

Named as Treasurer of the Americas Hepato-Pancreatico-Biliary Association for 2023-2025 and will serve on the Executive Council for the next five years.

Named as Chair of the Committee of Trustees and Governance for the UC Foundation Board starting in October 2023.

Serving as Guest Editor of *Surgical Clinics* (formerly *Surgical Clinics of North America*) and an issue devoted to Liver Transplantation and Transplant Oncology.

**Elizabeth A. Shaughnessy, MD, PhD**

Accepted into the Southern Surgical Association.

**Sandra L. Starnes, MD**

Selected as Vice Chair of the Thoracic Surgery Review Committee by the ACGME.

Elected as Vice Chair of the Membership Committee of the Society of Thoracic Surgeons.

**Jonathan R. Thompson, MD**

Awarded the 2023 Fire Award for Startup of the Year -- Standard Bariatrics Inc.

**Robert M. Van Haren, MD, MSPH**

Winner (with associates from the UC Health Physician Liaison Program) of the Fall 2022 UC Health Business Center Team PRIIDE award.

Elected as Vice-Chair of the Protocol Monitoring and Review Committee at the UC Cancer Center.

**E. Steve Woodle, MD**

Winner of the 2022 Clinical Trialist of the Year Award from the UC College of Medicine.

**Paul W. Wales, MD**

Received a Canadian Institutes of Health Research (CIHR) Award, which is similar to the NIH R01 award.

**General Surgery Residents:**

**Betzaira Childers, MD**

2023 Arnold P. Gold Foundation’s Humanism in Excellence Teaching Award.

**Eileen Donovan, MD**

2023-2024 GME Residency Advisory Committee Resident Representative.

Inducted into the Alpha Omega Alpha Honor Medical Society.

**Al-Faraaz Kassam, MD**

2023 Arnold P. Gold Foundation’s Humanism in Excellence Teaching Award.

2022-2023 Department of Surgery Best Teaching Resident Award, as voted by medical students during the third-year Surgery Clerkship.

2022-2023 Robert H. Bower Administrative Chief Resident.

2022-2023 Josef E. Fischer Award.

Society of Laparoendoscopic Surgeons Resident Achievement Award.

**Mackenzie Morris, MD**

2022-2023 Max Zininger Award.

2022-2023 GME Residency Advisory Committee Resident Representative.

**Kevin Kulshrestha, MD**

Winner, Department of Surgery Resident Research Competition – Clinical Research Section.

**Christen Salyer, MD**

2023-2024 Robert H. Bower Administrative Chief Resident.

2022-2023 James M. Hurst Trauma Resident of the Year Award.

Inducted into the Alpha Omega Alpha Honor Medical Society.

**Stephanie Sisak, MD**

Winner, Department of Surgery Resident Research Competition – Basic Science Section.

## Mont Reid Surgical Society

The Mont Reid Surgical Society of the University of Cincinnati, founded in 1950, is composed of graduates of the general surgery training program who are active in encouraging professional fellowship among the alumni to advance the art and science of surgery. The Society assists the current resident staff and the Department through funding, lectures, symposiums, publications, and other programs.





# Global Surgery Rotation

## **Michael D. Goodman, MD, Co-Director**

Associate Professor of Surgery  
Department of Surgery  
University of Cincinnati College of Medicine  
231 Albert Sabin Way (ML 0558)  
Cincinnati, OH 45267-0558  
513-558-5861

## **Jocelyn M. Logan, MD, Co-Director**

Volunteer Assistant Professor of Surgery

## **Charles Park, MD, Co-Director**

Adjunct Assistant Professor of Surgery



The University of Cincinnati Global Surgery Program, which was initiated in 2014, offers an 8-week elective General Surgery Rotation at Mzuzu Central Hospital in Malawi, Africa.

Our program emphasizes a partnership with our host institution to ensure that we are able to provide and enhance much-needed surgical services consistently over time in exchange for an unparalleled educational experience in General Surgery. Residents at the 3rd and 4th year level participate on rounds, run outpatient clinics, and perform basic and complex general and pediatric surgery cases throughout their time at Mzuzu Central Hospital under the supervision of ABS-certified general surgeons.

In addition to the clinical services provided, University of Cincinnati faculty and residents actively participate in educational programs for the Malawian clinical officers and nursing students in every aspect of patient care.

Mzuzu Central Hospital is a district hospital and referral center in the northern region of Malawi, serving a catchment area of approximately 2.5 million people. Residents perform over 100 operations in a 2-month period of time, including a plethora of pediatric, gastrointestinal, urology, and head and neck cases.

## **Vision**

To improve access to quality surgical care in Malawi.

## **Mission**

- To enhance surgical care and capacity in Malawi by utilizing senior U.S. surgical residents and consultants to support the infrastructure in place at Mzuzu Central Hospital.
- To provide shared learning experiences and unparalleled educational opportunities in a resource-challenged environment.
- To inspire a transformative approach to global health.

## **Core Values**

- Excellence in clinical services provided.
- Respect for colleagues and staff at all levels.
- Compassion for patients and their families.
- Advocacy for those who are dedicated to improving healthcare worldwide.



## Residency Program in Oral and Maxillofacial Surgery

### Deepak G. Krishnan, DDS, FACS, Program Director

Professor of Clinical Surgery  
Chief, Section of Oral and Maxillofacial Surgery  
Department of Surgery

### Yvonne Hawkins, Program Coordinator

Section of Oral and Maxillofacial Surgery  
University of Cincinnati College of Medicine  
200 Albert Sabin Way (ML 0461)  
Cincinnati, OH 45219  
513-584-2586  
Yvonne.Hawkins@uc.edu

The oral and maxillofacial surgery residency training program at the University of Cincinnati is considered one of the oldest training programs of its kind in the country and celebrated its centennial mark in 2013. The program, which received its most recent full five-year accreditation in February 2022, offers training in treatment for facial trauma, surgical reconstruction of skeletal deformities, pediatric oral and maxillofacial surgery, pathology of the oral and maxillofacial regions, facial aesthetic surgery, temporo-mandibular joint surgery, dento-alveolar surgery and ambulatory anesthesia.

The Section of Oral and Maxillofacial Surgery offers a four-year certificate program whose principal goal is the training of residents to practice the broad scope of oral and maxillofacial surgery and to become qualified and prepared to successfully pass the American Board of Oral Maxillofacial Surgery examination and obtain Diplomate status. Our resident OMSITE (Oral and Maxillofacial Surgery In-service Testing Examination) scores are consistently very competitive with the national average.

The Section hosts oral and maxillofacial surgery, oral and maxillofacial prosthodontist, oral and maxillofacial pathology, oro-facial pain and TMD, and affiliates in craniofacial orthodontics through the Cincinnati Children's hospital.

Oral and maxillofacial surgery provides patient care at University of Cincinnati Medical Center, Cincinnati Children's Hospital, Veteran's Affairs Medical Center, and West Chester Hospital, and draws patients from the entire tristate area and beyond.



Oral and maxillofacial surgery bridges medicine and dentistry, and training requires exposure to general surgery, otolaryngology, plastic and reconstructive surgery, internal medicine and anesthesia, among other specialties. Some rotations such as anesthesia are extensive for six months with emphasis on pediatric anesthesia, while some rotations such as the cleft lip and palate surgery rotations in India are more peripheral and intended to expose the resident to this surgery, but not train to competency certification.

Residents are also encouraged to engage in an active clinical or bench research project that should culminate in presentation of an abstract at a national forum and publication of the findings in a peer reviewed journal. Oral and maxillofacial surgery residents and faculty have presented their research findings at the national meetings of the American Association of Oral and Maxillofacial Surgeons (AAOMS), the International Conference of Oral and Maxillofacial Surgeons (ICOMS), and other local and regional forums.

Currently, the section is engaged in research pertaining to the cost burden of managing facial trauma to our community, 3D planning and printing for personalized maxillofacial surgery, long-term outcomes for patients receiving full mouth extractions, bicarbonate buffered lidocaine in the presence of odontogenic infections, and the prevalence of psychiatric illness in patients undergoing outpatient Oral and Maxillofacial Surgery procedures. The Section of Oral and Maxillofacial Surgery at UC also hosts the annual intern boot camp that trains all the incoming OMS residents from the residencies in Ohio, Kentucky, Illinois and Indiana.

Our residents and faculty serve on local, regional, national and international committees and influence policy making as it relates to training and education of oral and maxillofacial surgeons









## Oral and Maxillofacial Surgery Residents 2023-2024

### First Year:

**Hunter Boone, DDS** – University of North Carolina School of Dentistry

**Tyler Deitrick, DDS** – University of North Carolina School of Dentistry

**Grant Gullion, DDS** – University of Iowa College of Dentistry

**Zachary Stott, DDS** – University of Washington School of Dentistry

### Second Year:

**Alexander Doye, DDS** – Virginia Commonwealth University School of Dentistry

**Trevor Liljenquist, DDS** – Ohio State University College of Dentistry

**Isaac So, DDS** – University of Washington School of Dentistry

### Third Year:

**Alec Bankhead, DMD** – East Carolina University School of Dentistry

**Logan Herm, DDS** – Marquette University School of Dentistry

**Soroush Samimi, DMD** – Tufts University School of Dental Medicine

### Fourth Year:

**Maria Deleonibus, DMD** – Case Western Reserve University School of Dental Medicine

**Thomas Inman, DDS** – University of Tennessee College of Dentistry

**Skyler Williams, DMD** – University of Alabama at Birmingham School of Dentistry

## Residency Program in Plastic, Reconstructive and Hand Surgery

### **Ann Schwentker, MD, Program Director**

Professor of Surgery

Division of Pediatric Plastic and Craniofacial Surgery  
Cincinnati Children's Hospital Medical Center

### **Kristen Merkhofer, Program Coordinator**

Department of Surgery

Section of Plastic, Reconstructive and Hand/Burn Surgery  
University of Cincinnati College of Medicine  
231 Albert Sabin Way (ML0558)

Cincinnati, OH 45267-0558

513-558-4363

merkhokn@ucmail.uc.edu

The Division of Plastic Surgery faculty are committed surgeon educators who have developed an expanded educational environment to help fulfill their mission of providing the best training experience. With the wide variety and volume of clinical opportunities available at the Cincinnati Children's Hospital Medical Center, University of Cincinnati (UC) Medical Center, UC West Chester Hospital, and in the surrounding community, the division provides excellent educational content for students and residents while delivering first-rate patient care and providing opportunities for collaborative efforts for both clinical and basic science research in plastic surgery.

Although each member of the division has unique areas of interest and expertise, our major strengths are our core values of teamwork, dedication to excellence, and ability to work as a cohesive group. The faculty surgeons are dedicated to providing an environment for training plastic surgeons within the entire spectrum of plastic surgery.

The division provides training in the integrated pathway in plastic surgery training as well as the independent pathway. The integrated program continues to evolve with more intensive plastic surgery and plastics-related rotations earlier in the training schedule for junior residents. The rotations, progression, knowledge, skill and responsibility vary according to the pathway and the individual; however, the ultimate level of proficiency and dedication to core values is the same for all residents. Two month-long content-based rotations during the senior years give the residents an in-depth exposure to the preoperative evaluation of new patients, surgical planning, care in the operating room, and both inpatient and outpatient postoperative care. Senior residents are on call an average of every 6th night.

The Division of Plastic Surgery has used the ACGME's Milestones" program for the evaluation of residents, in combination with faculty evaluations, 360 evaluations, surgical skills evaluations, and review of case logs, research and professionalism by the Clinical Competency Committee. The residency programs have both received continued accreditation from the ACGME.





## Conferences

- Monday 5:00-6:00 p.m. – Plastic Surgery Curriculum Conference with attending participation directed by Dr. Uzair Qazi, Associate Program Director. The full spectrum of plastic surgery is covered in a rotating three-year schedule.
- Wednesday 7:00-8:00 a.m. – Weekly Pre-op Conference
- Wednesday 8:00-9:00 a.m. – Weekly Grand Rounds or monthly M&M
- Thursday or Friday morning – In-Service Prep and Review
- Combined Ortho/Plastics conference 2nd and 4th Friday of month. Hand education is also organized in a rotating two-year schedule.
- Journal Club 6:30-8:30 p.m. – Last Thursday of each month, quarterly on Wednesday morning in place of Grand Rounds.
- Conference schedules are published at the beginning of the year to allow for individuals to plan ahead.
- Residents read the selected articles, Plastic Surgery Education Network modules, and review old in-service questions pertinent to each topic prior to Curriculum, Hand, In-Service Prep, and Plastic Surgery Case Review conferences.
- For Pre-Op Conference, residents are expected to know pertinent clinical details about patients scheduled for operation on their rotation. Residents are asked questions about operative decision-making, alternate options for treatment, and other aspects of patient care.
- Presentation skills are a critical part of plastic surgery education. These skills are acquired by frequent practice. Additionally, the study of one particular topic of interest by reviewing the literature teaches how to research and effectively present new information. In accordance with these goals, the weekly grand rounds conference will consist of both resident and faculty presentations.
- Each plastic surgery resident is required to give a 30-minute formal Grand Rounds presentation. Senior residents present three times a year, while junior residents present two times per year.

- Plastic Surgery M & M conference occurs monthly at our Wednesday morning conference time. The General Surgery M & M case is determined by the faculty the week before, and is presented by the faculty member and resident involved in the M & M.
- Research conference occurs one Wednesday per quarter. During this conference, residents update the division on their research progress. Any abstracts or posters selected for presentation at national meetings will also be presented during this conference. This coordinates with regular Wednesday pre-op/Grand Rounds.
- The remaining conferences are faculty lectures on different topics and include full-time faculty, volunteer faculty, visiting professors, and non-plastic-surgeon faculty.

## Cadaver Lab

Cadaver dissections are planned quarterly to supplement and reinforce topics covered in the didactic sessions.

## Resident Cosmetic Clinic

The senior residents see patients presenting for the full spectrum of aesthetic concerns at the Holmes Hospital, staffed by Dr. Schwentker and Dr. Gobble. Those patients electing surgery are presented both pre- and post-operatively at Pre-Op Conference so that the entire group can learn and continuity of care is preserved.

## Injectables

Residents gain experience with safe use of cosmetic injectables evaluating patients in the resident cosmetic clinic at Holmes Hospital, with injections performed in clinic at the MAB and during quarterly conferences staffed by Dr. Schwentker at the Children's Hospital.

## Micro Lab

Microscopic laboratory sessions are planned at least quarterly to allow hands-on experience with microsurgical techniques utilizing in vivo and in vitro models. There is now a fully functional operating microscope in the conference room for dry lab practice.

## Research, Publications, and Travel

Scholarly activity of both attendings and residents is an important component of our division. Each attending and resident shares some responsibility for their own education and to contribute to the betterment of the specialty. Engagement in research activity is mandatory and will be considered for promotion and ultimate completion of the residency.

Residents in every year are expected to make significant progress in a selected research project each academic year. Residents in the senior years are expected to submit an abstract for presentation and/or a paper to a peer-reviewed journal each academic year.

With prior planning, expenses for resident travel to meetings will be paid if the resident is presenting at the meeting. All residents are required to submit an abstract to the Ohio Valley Society of Plastic and Reconstructive Surgeons every year.

Residents submit biannual written research reports which are reviewed by Dr. Schwentker to help ensure projects are appropriate and progressing. Research is presented during Grand Rounds twice a year. All residents participate in an annual Q-I project under the direction of Dr. Schwentker.

### Clinical Support

Physician assistants and/or nurse practitioners at all locations are an integral part of the health care team, helping to decrease service obligations and maximize education.

### Residents as Teachers

The residents supervise and instruct junior learners in graduated and progressive fashion which allows our residents to consolidate valuable teaching skills. The division educates UC and visiting medical students as well as rotating residents from ENT, OMFS, Ortho, Ophthalmology, Podiatry, Urology, and outside programs. We have instituted a Junior Resident Skills Checklist to track knowledge and skills acquired during the plastic surgery rotation. This serves as a useful metric to the home program and determines when junior residents are able to perform consults and minor procedures without direct supervision.

### Recruitment

Both residency programs are highly competitive and have been successful in matching well-qualified applicants. The program is known for the breadth of education and the close working relationships among residents and between staff and residents.

### Placement

The residents have been successful in matching into top plastic surgery fellowships in hand, microsurgery, and craniofacial surgery over the past 10 years. Residents entering practice directly have been highly sought after and have successfully found positions throughout the United States.



## Plastic, Reconstructive and Hand Surgery Residents 2023-2024

### Independent Program:

PGY-6: **Justin Puthoff, MD**  
Medical Degree: University of South Carolina  
General Surgery Residency: University of Oklahoma - Tulsa

PGY-7: **Henry Huson, MD**  
Medical Degree: Florida State University  
General Surgery Residency: Louisiana State University

PGY-8 (Chief): **Liann Casey, MD**  
Medical Degree: St. George's University School of Medicine  
General Surgery Residency: Jackson Memorial Hospital

### Integrated Program:

PGY-1: **Nathan Lawera, MD** – University of Cincinnati

PGY-2: **Kelly Spiller, MD** – Wright State University

PGY-3: **Sydni Meunier, MD** – Loyola University - Chicago Stritch School of Medicine

PGY-4: **Nathaniel Roberson, MD** – University of Cincinnati

PGY-5: **Maleeh Effendi, MD** – Texas Tech University

PGY-6 (Chief): **Joseph Easton, MD** – Indiana University



# Residency Program in Urology

## Courtney Plattner, MD, Program Director

Assistant Professor of Surgery

## Violisha Chaney, Program Coordinator

Department of Surgery, Section of Urology  
University of Cincinnati College of Medicine  
231 Albert Sabin Way (ML0589)  
Cincinnati, OH 45267-0589  
513-558-3678  
violisha.chaney@uc.edu

The urology residency program continues to sustain the optimal case volume in the nation for resident surgical experiences in several procedural and surgical care areas. Most notable of these are all forms of minimally invasive endoscopic procedures and female incontinence procedures.

The urology program is a five-year program with rotations at the Veterans Affairs Medical Center, Good Samaritan Hospital, Children's Hospital Medical Center, University of Cincinnati Medical Center, and West Chester Hospital. Four years of adult urologic surgical training are complemented with six months of training in all forms of pediatric urologic surgery and six months of general surgery.

Recent changes in faculty have fine-tuned our laparoscopic, robotic and female urologic capabilities. As a result, the residents benefit by increased skill upon completion of the program. Residents completing our program historically have had no difficulty being accepted in fellowship programs or developing successful careers in urologic surgery.

Residents whose submitted papers are accepted for presentation at a national or sectional meeting are given funding to attend the meeting. Annually, at the state level, all residents in the program are encouraged to attend the Ohio Urological Society meeting where they are exposed to the expertise of nationally known urologists and issues of managed care and reimbursement.

### Conferences

Regularly held conferences include: Morbidity and Mortality, Indications Conference, weekly didactic lectures, adult and pediatric journal clubs, and a pediatric lecture series. Urology has a monthly tumor board meeting in conjunction with Radiology, Oncology, Radiation Oncology, and Pathology.

### Urology Visiting Professors

Three times each year, visiting professors meet with faculty and residents (normally twice a year the adult urology interests are addressed and once per year the pediatric area). We also host numerous "visiting" professors from departments within the college who guest lecture at the regularly scheduled weekly urologic educational conferences.



## Urology Residents 2023-2024

### First Year:

Fernando Blank, MD – University of Cincinnati

Aaron Zhang, MD – School of Medicine at Hofstra/  
Northwell

### Second Year:

Brian Douglas, MD – St. Louis University

Mahmoud Elhagagy, DO – New York College of  
Osteopathic Medicine

### Third Year:

Christopher Anglin, MD – University of Louisville

Rajiv Karani, MD – University of Cincinnati

### Fourth Year:

Anirudh Guduru, MD – Saint Louis University

Brandon Mudd, MD – University of Louisville

### Fifth Year:

Monzer Haj-Hamed, MD – Northeastern Ohio Medical  
University

Justin Streicher, MD – University of Cincinnati

## Honors and Awards (Residents):

### Outstanding Achievement Award:

Daniel Lama, MD

### Art Evans Award:

Anirudh Gudurud, MD

## Faculty Teaching Awards

### Educator of the Year:

Mohamed Kamel, MD Wesley Baas, MD

Michael Daugherty, MD (Cincinnati's Children's)

### Neil Frankl Award:

Lando Parr, RN

# Pediatric Urology Fellowship

**W. Robert DeFoor, Jr., MD, MPH, Program Director**

Professor of Surgery

**Margo Stover, Program Coordinator**

Department of Surgical Services

Division of Pediatric Surgery

Cincinnati Children's Hospital Medical Center

3333 Burnet Avenue, ML 5037

Cincinnati, OH 45229

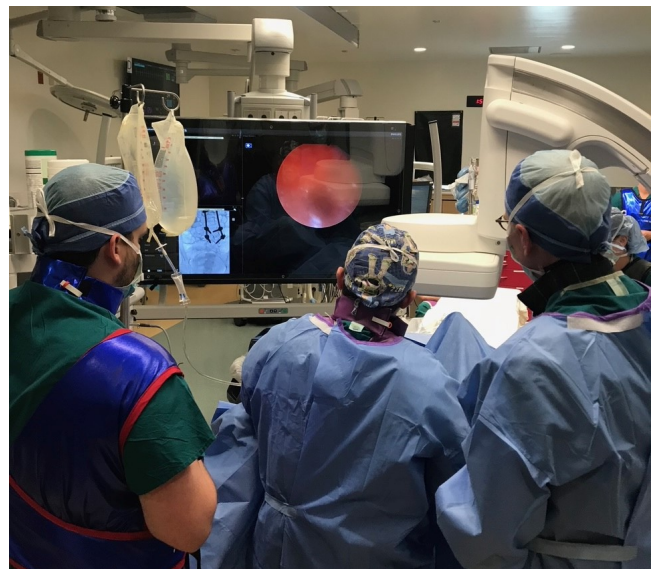
513-803-3736

margo.stover@cchmc.org

The Cincinnati Children's Hospital Medical Center, Department of Surgical Services, Division of Pediatric Urology, sponsors the Pediatric Urology Fellowship program. The fellowship is fully accredited by the ACGME. The goal of the fellowship is to prepare our trainees for a career as an academic surgeon. The fellowship meets the American Board of Urology requirements to allow graduates to apply for the Certificate of Added Qualifications (CAQ) in Pediatric Urology.

This fellowship program covers a full complement of pediatric urologic issues with particular attention to the areas of genitourinary reconstructive surgery (including microsurgical techniques), laparoscopic and robotic assisted surgery, uro-oncology and fetal urology. The majority of the fellowship-related clinical activity takes place at the Cincinnati Children's Hospital Medical Center. The program has one or two fellows (we accept one fellow each year) for the duration of two years.

The fellowship comprises 12 months of inpatient and main operating room time, 6 months of outpatient surgery, general urology clinics, and multidisciplinary clinics, as well as 6 months of dedicated research time. Specialty and multidisciplinary clinics include the Urogenital Reconstruction Center, the Healthy Bladder Clinic, the Pediatric Stone Center, the Fetal Care Center, the Disorders of Sexual Differentiation Clinic, and a weekly continuity clinic in the Myelomeningocele Clinic. The fellows also spend time in the outpatient surgery center at the Liberty campus.



The research year offers opportunities in basic science or clinical research related to the genitourinary tract. We offer a Pediatric Urology Basic Science Lab under the direct mentorship of Elizabeth Mann, PhD. Other research opportunities include clinical and outcomes research, quality improvement, and bioinformatics. The fellow may also take up to 4 weeks of electives on Pediatric Nephrology, Pediatric Surgery, Pediatric Gynecology, Neonatal Intensive Care Unit, Colorectal Surgery, or Radiology. During the two-year fellowship, the fellow will also have the ability to audit courses in the University of Cincinnati MPH program.

The fellowship has a strong emphasis on didactics. Our conference schedule is below.

## Conferences

- Pediatric Urology Grand Rounds (monthly)
- Challenging Case Management Conference (monthly)
- Pediatric Urology Journal Club (monthly)
- Complex Clinic New Patient Case Conference (monthly)
- Nephrology/Transplant/Urology Case Conference (monthly)
- Colorectal/Urology Conference (monthly)
- Morbidity and Mortality Conference (monthly)
- Disorders of Sexual Differentiation (monthly)

## Current Fellows

**Kiersten Craig, MD, MSE**  
New York Presbyterian Weill Cornell (Urology Residency)

**Paul Campbell, MD**  
Naval Medical Center San Diego (Urology Residency)

**J. Hogan Randall, MD**  
University of Kansas Medical Center (Urology Residency)





## Pediatric Surgery Fellowship

### **Aaron P. Garrison, MD, Program Director**

Associate Professor of Surgery  
Division of Pediatric General and Thoracic Surgery  
Cincinnati Children's Hospital Medical Center

### **Gregory M. Tiao, MD, Associate Program Director**

Professor of Surgery  
Division Director, Pediatric General and Thoracic Surgery  
Cincinnati  
Children's Hospital Medical Center

### **Meghan Wiesner, Program Coordinator**

Pediatric General and Thoracic Surgery  
Cincinnati Children's Hospital Medical Center  
3333 Burnet Avenue, MLC 2023  
Cincinnati, OH 45229  
513-803-9226  
meghan.wiesner@cchmc.org

The division of Pediatric Surgery offers a two-year Residency (Fellowship) in Pediatric Surgery. One new resident is chosen each year through the National Resident Matching Program. To date, over 50 Pediatric Surgery Residents have been trained in the division. The Pediatric Surgery Residency at Cincinnati Children's Hospital is one of the more renowned programs in the United States. The program matches one resident each year for a two-year position after completion of a General Surgery Chief Residency.

During the training period, the resident assumes graded responsibility and is exposed to the entire spectrum of pediatric surgery, including trauma, neonatal surgery, transplantation, bariatric surgery, extracorporeal membrane oxygenation, fetal intervention, and advanced anorectal reconstruction.

The Division of Pediatric Surgery includes 18 full-time pediatric surgeons, 4 PhD researchers, 16 nurse practitioners, general surgery residents from three different programs in Cincinnati, and medical students.

The operating room is one of the busiest in the country with over 35,000 cases performed annually. The emergency department evaluates over 100,000 patients each year. Each resident completes approximately 1,000 pediatric surgery cases during their residency. In addition to training the categorical pediatric surgery fellows (residents), the division offers training experiences in Trauma/Surgical Critical Care, Fetal Surgery, Colorectal Surgery and Vascular Malformations/Oncology within the construct called the Subspecialty Fellowship program. Additionally, there are opportunities to perform basic science research in bench work labs led by clinician scientists (Helmrath, Peiro, Bondoc and Tiao) and PhD researchers (Timchenko and Shin). We recently have begun a Global Health/Outcomes focused research fellowship led by Dr. Meera Kotagal.

Within our Subspecialty Fellowship Program, there is the option to obtain a Master's Degree from the University of Cincinnati. This option, if approved by the program education committee, would coincide with the clinical fellowship and is supported by the division. This option requires a two-year commitment which would include clinical and Master's Degree work.

### **The Master's degree programs that we offer are:**

- Master of Science in Clinical Research, including two optional focus areas:
  1. Clinical Epidemiology/Clinical Effectiveness
  2. Clinical Trials
- Master of Education for Physicians and Other Health Care Professionals
- Master of Public Health

We also offer a two-year experience for an International Fellow as well as a one- or two-year training experience in Extracorporeal Membrane Oxygenation (ECMO).

### **Conferences**

Morbidity/Mortality (weekly)  
Tumor Board (weekly)  
Pediatric Surgical Grand Rounds (weekly)  
Radiology/Surgery Conferences (bi-weekly)  
Trauma M&M (monthly)  
Transplant M&M (quarterly)  
Fetal M&M (quarterly)  
Trauma Case Review (monthly)  
Transplant Selection/Management (weekly)  
Pathology (Quarterly)

### **Pediatric Surgery Fellows, 2022-2023**

**Laura Galganski, MD** – Senior Fellow  
MD – University of Louisville School of Medicine  
**Byron Hughes, MD** – Junior Fellow  
MD – Georgetown University School of Medicine





## Advanced Training Program in Cardiothoracic Surgery

### **Sandra L. Starnes, MD, Program Director**

Professor of Surgery  
Chief, Section of Cardiothoracic Surgery  
Director, Division of Thoracic Surgery

### **Robert Van Haren, MD, Associate Program Director**

Assistant Professor of Surgery  
Division of Thoracic Surgery

### **Andrea Anderson, C-TAGME, Program Coordinator**

Department of Surgery  
Division of Thoracic Surgery  
University of Cincinnati College of Medicine  
231 Albert Sabin Way (ML0558)  
Cincinnati, OH 45267-0558  
513-584-1387  
andrea.anderson@uc.edu

Applications for the thoracic surgery residency training program can be obtained from the following address:

National Residency Match Program 2501 M Street  
Northwest, Suite 1  
Washington, DC 20037-1307  
Phone: 202-828-0676  
<http://www.nrmp.org>

### **Integrated Cardiothoracic Residency Program**

Our integrated 6-year (I-6) program provides six years of training after completion of medical school, with one resident starting each year. Our program, which started in 2014, is one of 34 in the country. Our program provides balanced education in all aspects of cardiothoracic surgery, with an emphasis on minimally invasive procedures. Our goal is to develop, train and mentor the next leaders in cardiac and thoracic surgery.



In collaboration with the Department of Surgery, residents rotate through general surgery, surgical oncology, vascular surgery, transplant surgery, pediatric surgery, critical care, trauma surgery, cardiac surgery, and thoracic surgery during the first three years of the program to establish strong fundamentals of surgical practice. During the last three years, the residents are educated in all aspects of cardiothoracic surgery including adult cardiac surgery, general thoracic surgery and congenital cardiac surgery, resulting in well-rounded and independent thoracic surgeons. Additionally, the trainees have dedicated rotations in echocardiography, cardiac catheterization, interventional pulmonary and cardiothoracic critical care.

Applicants for our ACGME-accredited advanced training programs in cardiothoracic surgery are selected through the National Resident Matching Program (NRMP).

## Clinical Rotations

### **Adult Cardiac Surgery**

The primary adult cardiac surgery experience is at the University of Cincinnati Medical Center (UCMC). Our residents gain experience, and develop expertise in all aspects of cardiac surgery, including coronary revascularization, valvular heart disease, thoracic aortic disease and surgery for heart failure including heart transplantation, short-term and long-term mechanical circulatory support, and Extracorporeal Membrane Oxygenation (ECMO). There is a robust experience with off-pump coronary artery bypass, total arterial bypass grafting and minimally-invasive cardiac surgery, including minimally-invasive coronary bypass. In addition, residents gain experience with modern endovascular procedures including transcatheter aortic valve replacement (TAVR), mitral clip and thoracic endovascular aortic repair (TEVAR) and transcatheter mitral valve procedures.

Our residents also rotate at a community cardiac center, the Christ Hospital. This site provides exposure to a high-volume community cardiac surgery program with faculty that are dedicated to resident education. In addition, this rotation provides a unique experience with a high volume of robotic cardiac procedures, including valve surgery and coronary revascularization.



### General Thoracic Surgery

During the thoracic surgery rotation, residents are trained in all aspects of general thoracic surgery and thoracic oncology, including benign and malignant lung and esophageal diseases, airway diseases and mediastinal tumors. The general thoracic rotation has a focus on advanced minimally-invasive techniques such as thoracoscopic (VATS) and robotic lobectomy for lung cancer, minimally-invasive esophagectomy, and robotic mediastinal resections. Residents are also trained in advanced airway and esophageal endoscopic procedures such as laser interventions, stent placement and management, and endobronchial ultrasound (EBUS).

### Congenital Heart Surgery

Residents rotate on the congenital cardiac surgery service at Cincinnati Children's Hospital Medical Center, a world leader in the management of congenital heart disease. They are an integral part of the team during preoperative planning, intraoperative surgical management and post-operative care of neonates, infants, children, teenagers and adults across the entire spectrum of congenital heart disease. There are cutting edge programs for end-stage heart and lung failure, including heart and lung transplant programs and mechanical circulatory support programs. In partnership with the solid organ transplant program, heart/liver and heart/kidney transplants are performed in patients with extrathoracic multiorgan failure.

In collaboration with the Aerodigestive Center at Cincinnati Children's, the division has the world's most extensive experience with complex tracheal reconstruction in infants and children. Cincinnati Children's consistently ranks among the top in the nation for cardiology and heart surgery as measured by *U.S. News & World Report*.

### Education

The thoracic residency has a robust didactic program. A structured weekly cardiothoracic teaching conference using a case-based approach covers all topics included in the Thoracic Surgery Core Curriculum and utilizes the Society of Thoracic Surgeons on-line learning management system. In addition, we have a monthly debate-style journal club, monthly mini-mock oral examinations, and morbidity and mortality conference.

Residents participate in a structured simulation program quarterly, with sessions for open and thoracoscopic lobectomy, chest wall resection, tracheal resection, sleeve lobectomy, esophageal anastomotic techniques, coronary artery bypass, valve repair/replacement, and robotics.

## Cardiothoracic Surgery Residents 2023-2024

#### PGY1:

Nicole Kaley, MD – Creighton University

#### PGY2:

Valeria V. Farias, MD – SUNY Downstate

#### PGY3:

Keaton Cooley, MD – University of California, Irvine

#### PGY4:

John Kennedy, MD – University of Central Florida

#### PGY5:

Emily R. Wright, MD – University of Cincinnati

#### PGY6:

James A. Miller, MD – University of Buffalo





## Congenital Cardiac Surgery Fellowship Program

### David Morales, MD, Program Director

James Scott Tweddell Chair of Congenital Heart Surgery  
 Professor of Surgery and Pediatrics  
 Director, Division of Cardiothoracic Surgery  
 Executive Co-Director, The Heart Institute  
 Cincinnati Children's Hospital Medical Center

### Melinda Davies, Program Coordinator

Cincinnati Children's Hospital Medical Center  
 Division of Cardiothoracic Surgery  
 The Heart Institute  
 3333 Burnet Ave., MLC 2013  
 Cincinnati, OH 45229-3039  
 513-803-9150  
 melinda.davies@cchmc.org

The UC College of Medicine and Cincinnati Children's Hospital Medical Center offer a two-year accredited fellowship in congenital cardiac surgery. We are one of only 16 programs in the country accredited by the ACGME, leading to eligibility for subspecialty certification in Congenital Cardiac Surgery by the American Board of Thoracic Surgery. Our fellows receive intensive training in all aspects of congenital heart surgery including heart and lung transplantation.

The division performs over 600 cardiac surgeries annually. Cincinnati Children's Hospital consistently ranks among the top programs in the nation for cardiology and heart surgery as measured by *U.S. News & World Report* Best Children's Hospitals.

Applications for the fellowship can be found at: <http://www.tsda.org/the-tsda/congenital-match>.

### Current Fellows

#### Kyle Riggs, MD

Medical School – University of Missouri School of Medicine  
 Residency – Hofstra School of Medicine – Northwell Health

## Abdominal Multi-Organ Transplant Fellowship Training Program

### Kristina H.K. Lemon, MD, Program Director

Assistant Professor of Surgery  
 Division of Transplantation

### Tara Ahmed, Program Coordinator

Department of Surgery  
 Division of Transplantation  
 University of Cincinnati College of Medicine  
 231 Albert Sabin Way (ML0519)  
 Cincinnati, OH 45267-0519  
 513-558-3993  
 ahmedt3@ucmail.uc.edu

The University of Cincinnati College of Medicine Abdominal Multi-organ Transplant fellowship enrolled its inaugural fellow in 1969, and since that time has graduated a total of 46 fellows. The program is accredited through the American Society of Transplant Surgeons (ASTS) and the Transplant Accreditation & Certification Council (TACC). Our fellowship employs three fellows (matching 2 and 1 on alternate years).

The fellowship consists of two clinical years of training in liver, kidney, and pancreas transplantation including broad exposure to both multi-organ deceased donor procurements and live donor operations. Fellows also receive extensive training in hepatobiliary and complex vascular access surgery. Additionally, they have a fully integrated experience in pediatric transplantation at Cincinnati Children's Hospital Medical Center. The fellows become proficient in not only the surgical aspects of transplantation, but also in the clinical management of the routine and complex transplant patient.

The philosophy of our transplant faculty is to treat the transplant fellow like a junior partner. Fellows are given graded responsibility not only in the operating room, but also in the clinical management of the transplant, hepatobiliary, and vascular access patients.





Most fellows become independent in performing the multi-organ procurement operation within the first few months of fellowship training, and virtually all fellows perform the entirety of the liver and kidney transplantation operation within the first six months of their fellowship. The transplant surgery fellow leads the inpatient care of all transplant patients at University of Cincinnati Medical Center. All recipients within their first year of transplant are cared for by the Transplant Surgery service, which consists primarily of attending surgeons, surgery fellows, mid-level providers, surgical residents, and medical students. Structured multidisciplinary rounds are made by the Transplant Surgery service daily. These rounds are led by the transplant surgery fellows with guidance and support provided by transplant surgery faculty. Leadership skills are quickly developed as the fellows coordinate the multidisciplinary team and oversee the daily management of our transplant patients. Fellows also participate in outpatient clinics, which include the pre-transplant evaluation of liver, kidney, and pancreas transplant recipients, as well as the routine post-operative care of these patients. Fellows also attend hepatobiliary and vascular access clinics from which elective cases are scheduled. This allows them the opportunity to participate in preoperative planning and continued outpatient management of these patients. Fellows participate in weekly multidisciplinary conferences for kidney, liver, pancreas, and hepatobiliary. They are responsible for presenting the inpatients, operations and complications. These conferences are attended by transplant surgeons, transplant hepatologists and transplant nephrologists, nurse practitioners, social workers, pharmacists, ethicists, dieticians, coordinators, and anesthesiologists.

### Conferences

Multiple teaching conferences supplement the fellowship experience. Transplant Grand Rounds occur monthly. Weekly fellows' conferences are held serving two main goals: (1) pre-operative conference to review cases for the following week; (2) rotation of six different themes – Journal Club, pathology review, liver topic review, kidney topic review, organ offer turn down conference, and live donor liver transplantation surgical planning. Transplant lecture series occurs weekly and a bi-monthly regional transplant fellows conference is held to learn alongside our regional partners.

### 2022-2023 Visiting Speakers

September 14, 2022

#### Fifteenth Annual Heekin Family Lectureship

**Abhinav Humar, MD, PhD, FACS**

Thomas E. Starzl Professor in Transplantation Surgery  
Clinical Director, Thomas E. Starzl Transplantation Institute  
Division Chief, Transplant Surgery  
University of Pittsburgh Medical Center  
Surgical Grand Rounds: "Changing the Paradigm of Living Donor Liver Transplant – The UPMC Experience"

#### Transplant Grand Rounds Guest Lecturers:

**Tetsuro Sakai, MD, PhD, MHA, FASA**

Vice Chair for Professional Development  
Professor, Anesthesiology and Perioperative Medicine  
Professor, Clinical and Translational Science Institute  
University of Pittsburgh

**Veronica Loy, DO**

Associate Professor of Medicine - Transplant Hepatology  
Interim Program Director, Abdominal Transplant  
Medical Director, Liver Transplantation  
Medical Director Transplant Clinics  
Medical College of Wisconsin

**Anji Wall, MD PhD**

Abdominal Transplant Surgeon  
Baylor Scott & White Health

**Jacqueline Garonzik Wang, MD, PhD**

Associate Professor  
Surgical Director of UW Health Kidney Transplant Program  
University of Wisconsin

**Constance M. Mobley, MD, PhD**

Associate Surgical Director of Liver Transplantation  
Medical Director of Surgical & Liver ICU  
Houston Methodist

**Filza Hussain, MD**

Clinical Associate Professor  
Associate Program Director, Consultation-Liaison  
Fellowship  
Stanford Health Care



## Transplant Surgery Fellows 2023-2024

### First Year:

#### **Olanrewaju Adebola Eletta, MD**

Residency 1 – University of Illinois at Chicago, Metropolitan Group Hospitals – Surgery

Residency 2 – Rutgers Robert Wood Johnson Medical School – Surgery

#### **Alana Hofmann, MD**

Residency – University of Central Florida/HCA Consortium, Ocala, Florida

### Second Year:

#### **Lucas Ermani, MD**

Medical School: Universidade Federal de Ciências da Saúde de Porto Alegre (UFCSPA)

Gastrointestinal Surgery Residency: Universidade de São Paulo (USP)/Hospital das Clínicas – Faculdade de Medicina da Universidade de São Paulo (HC-FMUSP)

Fellowship: Jackson Memorial Hospital / University of Miami – Transplant Surgery Critical Care

Fellowship: Universidade de São Paulo – Liver Transplantation



## Surgical Critical Care Fellowship

### **Krishna Athota, MD, Program Director**

Associate Professor of Surgery, Section of General Surgery

### **Michael D. Goodman, MD, Associate Program Director**

Professor of Surgery, Section of General Surgery

### **Elizabeth Loechle, Program Coordinator**

Department of Surgery

University of Cincinnati College of Medicine

231 Albert Sabin Way (ML0558)

Cincinnati, OH 45267-0558

513-558-5861

loechleh@ucmail.uc.edu



The one-year ACGME accredited surgical critical care fellowship program encompasses all aspects of care of the critically ill surgical patient, with emphasis on cardiopulmonary mechanics, principles of resuscitation, and mechanical ventilation. University of Cincinnati (UC) Medical Center is the primary teaching facility for the surgical critical care fellowship. It is the tertiary referral hospital for southern Ohio, eastern Indiana, and northern Kentucky, serving a population of over 2 million with over 80,000 emergency department visits annually. The hospital serves as the region's only academic medical center and maintains the only verified adult Level 1 trauma center and adult burn center for the regions of Southwest Ohio, Eastern Indiana and Northern Kentucky.

UC Medical Center has approximately 116 adult critical care beds, distributed through the surgical, medical, neuroscience, and cardiovascular intensive care units. The SICU consists of 34 adult beds with 150-180 monthly admissions from all surgical specialties, including trauma, general surgery, transplantation, surgical oncology, vascular surgery, urology, orthopedic surgery, thoracic surgery, obstetrics/gynecology, and otolaryngology. Daily multidisciplinary rounds are collaborative in nature, with input and discussion from all team members, including respiratory therapists, pharmacists, and nurses.

Subspecialty services such as nephrology, infectious disease, rehabilitation medicine, cardiology, and hematology are available and consulted as needed. Additional clinical support in the SICU includes nutrition services, nurse educators, and dedicated SICU social workers. The SICU at UC Medical Center serves as a critical care educational venue for residents not only from numerous specialties but also from other local and regional institutions.

Other required critical care rotations include the Neuroscience Intensive Care Unit, Cardiovascular Intensive Care Unit, Medical Intensive Care Unit, and the Pediatric Intensive Care Unit at Cincinnati Children's Hospital Medical Center. The NSICU is a 20-bed unit with neurosurgical admissions following tumor and skull base surgery, spine surgery, advanced neurovascular interventions, and traumatic brain injury. As the region's stroke center, patients undergoing state-of-the-art therapy for stroke, seizures, and other neurologic diseases are also cared for in the NSICU. Patients in the CVICU include postoperative patients as well as those with heart failure and acute coronary disease. Advanced mechanical support modalities, including ECMO and LVAD, are supported as well.

The Pediatric Intensive Care Unit (PICU) in the renowned Cincinnati Children's Hospital Medical Center is a 36-bed multidisciplinary unit for children beyond the newborn age with over 2,000 combined medical and surgical admissions annually. In addition to pediatric trauma patients, other PICU admissions include neurosurgical, airway reconstructive surgery, solid organ transplantation, and orthopedic patients. All forms of mechanical ventilator support, including liquid ventilation and high frequency ventilation, renal dialysis, continuous venovenous/venoarterial ultrafiltration, and ECMO are utilized in the PICU.

Experience in trauma surgery at UCMC and acute care surgery at our Level 3 trauma center in West Chester, Ohio are also offered and encouraged during the one-year fellowship through elective rotations. Other venues for critical care education include the 10-bed Burns Special Care Unit at UC Medical Center. These rotations can be arranged according to fellow interest and availability.

The surgical critical care fellowship was reviewed by the ACGME in 2016 and was granted Continued Full Accreditation. Options for extending the fellowship for a second, non-ACGME accredited year are available and include acute care surgery, trauma, and advanced research and educational opportunities. Second-year positions will be considered on an individual basis depending on funding.

**Current Fellows:**

**Andrew Kung, MD**

MD – Uniformed Services University  
GS Residency – University of California - Davis

**Stephen Markowiak, MD**

MD – University of Toledo College of Medicine and Life Sciences  
GS Residency – University of Toledo





## Past Fellows:

2023 **Lauren Craugh, MD** – Assistant Professor, Trauma, Indiana University Health, Indianapolis, IN

2023 **Tyler Williams, MD** – Private Practice

2022 **Christopher Horn, MD** – Junior Faculty (Military), University of Cincinnati Medical Center.

2022 **Dan Hyatt, MD** – Locums (traveling ICU/trauma doc).

2021 **Jay Nathwani, MD** – Assistant Professor, Trauma/Critical Care, University of Cincinnati Medical Center, Cincinnati, Ohio.

2021 **Aaron Seitz, MD** – Assistant Professor, Trauma/Critical Care, Director, WCH Trauma and Acute Care Surgery, University of Cincinnati Medical Center, Cincinnati, Ohio.

2020 **Allyn Checovich, MD** – Private practice.

2020 **Donald (Christopher) LaSeur, MD** – Faculty, Medical City Plano, Plano, Texas.

2019 **Ryan Earnest, MD** – Assistant Professor, Trauma/Critical Care, University of Cincinnati Medical Center, Cincinnati, Ohio.

2019 **Paul Vana, MD** – Trauma practice at Advocate Good Samaritan Hospital, Chicago, Illinois.

2018 **Anthony England, MD** – Surgeon, St. Elizabeth Physicians, Edgewood, Kentucky.

2018 **Ian Ferries, MD** – Surgeon, Naab Road Surgical Group, St. Vincent Indianapolis – Hospital & Health Care Center, Indianapolis, Indiana.

2017 **Gregory Day, MD** – Trauma, Surgical Critical Care and Acute Care Surgeon, Memorial Hospital, Colorado Springs, Colorado.

2017 **Joshua Person, MD** – Assistant Professor, Trauma and Critical Care, UT Health, Galveston, Texas.

2016 **Keshav Deshpande, DO** – Trauma, Critical Care and Acute Care Surgeon, OhioHealth Grant Medical Center, Columbus, Ohio.

2016 **Stephanie Streit, MD** – Trauma and Acute Care Surgeon, Nellis Air Force Base, Las Vegas, Nevada.

2015 **Kevin Christian, DO** – Associate Trauma Medical Director, Acute Care Surgeon at Ferrell Duncan Clinic at Cox Health, Springfield, Missouri.

2015 **Alyssa Gans, MD** – Assistant Professor of Surgery, Soin Medical Center, Beavercreek, Ohio.

2014 **D Anderson Millar, MD** – Trauma and Acute Care Surgeon, Utah Surgical Associates, Provo, Utah.

2013 **Kate Gazenko, MD** – General Surgeon, Johnson Regional Medical Center, Clarksville, Arkansas.

2013 **Gina Maccarone, MD** – General Surgeon, Cosmetic Surgery Fellow, Cincinnati, Ohio.

2012 **Jason Schrage, MD** – Associate Professor of Surgery, Medical Director Acute Care Surgery, University of Cincinnati, Cincinnati, Ohio.

2012 **Christina Williams, MD** – Assistant Professor of Surgery, University of Cincinnati, Cincinnati, Ohio.

2011 **Matthew Moorman, MD** – Division Chief Trauma, Critical Care, and Acute Care Surgery University Hospital, Cleveland, Ohio.

2011 **Christian Bulcao, MD** – Study Physician, Samumed, LLC, San Diego, California.

2010 **Gerald Fortuna, MD** – Vascular and Trauma Surgeon, Lexington Medical Center, West Columbia, South Carolina.

2010 **Nichole Ingalls, MD** – Surgeon, Northwest Surgical Specialists, LLP, Springfield, Oregon.

2009 **Rachael Callcut, MD** – Professor and Chief, Division of Trauma, Acute Care Surgery and Surgical Critical Care, UC Davis, Sacramento, California.

2009 **Rachel Hight, MD, Lt Col, USAF** – Assistant Professor of Surgery, University of California Davis Medical Center, Sacramento, California.

2008 **Krishna Athota, MD** – Associate Professor of Surgery, Program Director Surgical Critical Care Fellowship, University of Cincinnati, Cincinnati, Ohio.

2008 **Brian Leininger, MD** – Director, Surgical Critical Care Service, Memorial Hospital, Colorado Springs, Colorado.











## Vascular Surgery Training Programs

### **Sung Yang, MD, Program Director**

Assistant Professor of Surgery  
Section of Vascular Surgery

### **Alexandra Riestenberg, Administrative & Program Coordinator**

Vascular Surgery Fellowship  
Integrated Vascular Surgery Residency Program  
Department of Surgery  
Section of Vascular Surgery  
University of Cincinnati College of Medicine  
231 Albert Sabin Way (ML0513)  
Cincinnati, OH 45267-0513  
513-558-5367  
riestea@ucmail.uc.edu

## Vascular Surgery Fellowship Program

The University of Cincinnati (UC) Vascular Surgery Fellowship is a two-year, ACGME accredited clinical fellowship. All fellows perform standard as well as complex open, endovascular and hybrid procedures during their fellowship and not only meet but also exceed graduating standards set by ACGME. The fellowship offers an opportunity to become facile in both standard open vascular surgical procedures, catheter-directed advanced therapy for the treatment of vascular disease, hybrid interventions as well as non-invasive vascular diagnostic laboratory training. Our fellowship offers a unique combination of exposure to an academic university hospital referral practice, VA medical center, and a community hospital practice setting. Experience in outpatient venous interventions and dialysis access completes the training, making the graduating fellows well suited for both academic and community practice of vascular surgery.

Academic and scholarly pursuits are critical to a fellow's development and future career. Each fellow is encouraged to prepare a manuscript and/or chapter for publication during

their clinical fellowship. A formal lecture series has been developed based on the latest V-Score Curriculum in collaboration with other departments at the University to enhance the fellows' understanding of vascular physiology, anatomy, embryology, and pathology. In addition to the teaching lectures, hands-on simulation sessions are held throughout the academic year directed towards operative techniques, exposure of vessels and use of latest cutting-edge technology in the field of vascular surgery. The fellows are required to take the Vascular Surgery In-Training Examination and Mock Orals, annually.

The expanded clinical base provides an excellent educational experience for our vascular surgery fellows. Our past fellows have, with their endovascular and open surgical skills, enjoyed ample employment opportunities in the geographical region of their choosing around the country. UC had one of the first programs approved for such a two-year clinical fellowship.

## Integrated Vascular Surgery Residency Program

The Integrated Vascular Surgery Residency Program is a five-year training program aimed at successful graduates of an accredited medical or osteopathic school who wish to specialize in the field of vascular surgery directly. The program includes 18-24 months of core surgical training and 36-42 months of vascular training. The curriculum stresses core education in the management of surgical patients with complex illnesses, and advanced education to develop competency in the diagnosis and treatment of patients with vascular disease.

The goal of core surgery education is to ensure that the vascular resident is competent in the comprehensive evaluation and management of patients with complex illnesses and the basic surgical skills used in the treatment of cardiovascular, thoracic, abdominal and soft tissue diseases. Upon completion of PGY-2, the surgical resident should have acquired the knowledge and skills outlined below to facilitate quality patient care and ensure patient safety. The knowledge and skills should serve as the foundation for further education and training in vascular surgery.

The vascular residents rotate through some of the standard surgery rotations during the first two postgraduate years: general surgery to include gastrointestinal surgery, surgical oncology, endocrine surgery and laparoscopic surgery and trauma surgery; anesthesiology; critical care; plastic surgery; cardiac surgery, thoracic surgery; as well as transplant surgery. The goals of these rotations are similar to the goals of the general surgical training with some additional rotations intended specifically to augment the knowledge and skills expected of a vascular surgeon such as radiology and interventional radiology. The residents also rotate to The Christ Hospital where they receive valuable endovascular and dialysis access experience. The final years of training are dedicated exclusively to vascular and endovascular rotations only.

## Conferences:

Weekly, Department of Surgery Grand Rounds

Weekly, Department of Surgery, Morbidity & Mortality Conference

Weekly, Vascular Preoperative Case Conference & Morbidity & Mortality

Weekly, Vascular Education Conference (Journal Club, Didactics, V-SCORE, VESAP and Skills Simulation)

Monthly, Non-Invasive Vascular Laboratory Noon Conference

Bi-Monthly, Vascular QI Project / Research Noon Conference

## Current Integrated Vascular Surgery Residents:

**Douglas Rodgers, MD** (Chief) – Tuft’s University School of Medicine

**Loay Aljaberi, MD** (Fourth Year) – Medical Degree: Al-Quds University, Jerusalem; General Surgery Residency: Mayo Clinic, Rochester, MN

**Kristie Yu, MD** (Third Year) – Case Western Reserve University

**Eric Hammond, MD** (Second Year) – SUNY Upstate Medical University

**Jacob Hughes, MD** (First Year) – Eastern Virginia Medical School



## Medical Student Education

### **Latifa Sage Silski, MD, Director**

Associate Professor of Surgery  
Section of Transplantation

### **Jennifer S. Colvin, MD, Associate Director**

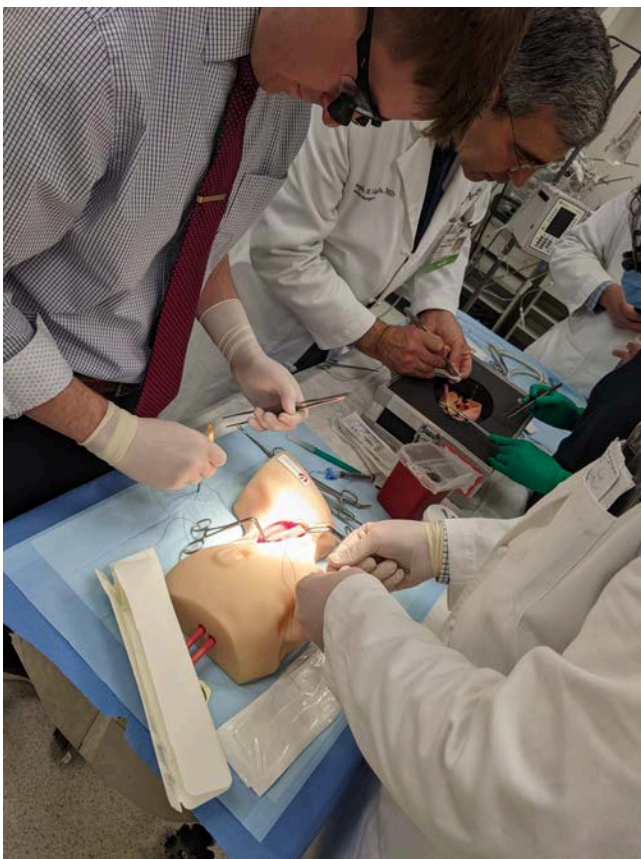
Assistant Professor of Surgery  
Section of General Surgery

### **Carla F. Justiniano, MD, Associate Director**

Assistant Professor of Surgery  
Section of Colon & Rectal Surgery

### **Nikki Norman, Program Coordinator**

Department of Surgery  
University of Cincinnati College of Medicine  
231 Albert Sabin Way (ML0558)  
Cincinnati, OH 45267-0558  
513-558-2134  
Nicole.Norman@uc.edu



The Department of Surgery is committed to providing excellent educational experiences for medical students. A dedicated team of faculty and staff have developed one of the strongest clerkships within the College of Medicine and increased the number of graduating students who have chosen to pursue a career in surgery. Mentoring of students by the Director of Surgical Student Education and the Director of Medical Student Development is an integral part of the educational experience students have while working within the Department of Surgery. Improvements to the structure of the surgery clerkship curriculum have helped us to increase the depth and breadth of students' knowledge of surgery.





We utilize the National Board of Medical Examiners (NBME) Surgery exam as our clerkship final written examination. The use of this exam helps maintain the integrity of our testing system and shows how our results compare to those from other surgical education programs throughout the country. Students also complete a board-style oral examination and a knot-tying task that is evaluated for both speed and accuracy.

An online evaluation system has also been established that enables students to provide timely, constructive feedback regarding their learning experience on the Surgery Clerkship, as well as comments regarding faculty and resident teaching performance. We encourage helpful feedback and take these comments into consideration as we progressively modify the experience for better education.

During the fourth year, students have the option of gaining additional experience in surgery with several electives. Acting Internships are available in General Surgery, Surgical Oncology, Trauma, Transplant Surgery, and Pediatric Surgery. Every student aspiring to a general surgical residency is encouraged to enroll in the acting internships. Students are assigned tasks and responsibilities commensurate with the level of a surgical intern. The Critical Care acting internship involves managing patients admitted to the Surgical Intensive Care Unit, and students participate in the acute resuscitation and management of many types of patients. The core of the rotation is centered on the multidisciplinary rounds led by surgical intensivists, with participation by pharmacy, respiratory therapy, nutrition, and nursing. Fourth-year students pursuing a career in surgery are also invited to participate in a surgery "Boot Camp." During this five-hour session, they are given practical lectures on common clinical scenarios and provided the opportunity to practice technical procedures on an animate model. They are able to hone skills in instrument handling, suturing, tissue dissection, and obtaining exposure.

## Continuing Medical Education

UC Health Surgeons are pleased to be a resource for practicing physicians. We are excited to share the latest clinical and research findings with you. We invite you to join us for Grand Rounds, teaching conferences and visiting professor lectures. Innovative procedures and technologies are evaluated, current protocols are reviewed and the future of our profession is discussed.

Surgical Grand Rounds, Curriculum Conference, and Morbidity & Mortality are conducted each Wednesday morning. The curriculum conference is based on the American Board of Surgery SCORE curriculum and will consist of a concise review of the reading assignment, a Q&A session with audience response system, and a faculty member who will moderate the session and review case studies. Surgical Grand Rounds is CME Category I for any faculty member in attendance who completes the evaluation sheet.

The University of Cincinnati College of Medicine designates these educational activities for Category 1 CME credit toward the AMA Physician's Recognition Award. The University of Cincinnati College of Medicine is accredited by the Accreditation Council of Continuing Medical Education to sponsor CME for physicians.

Further information on the Office of Education can be viewed at [med.uc.edu/depart/surgery](http://med.uc.edu/depart/surgery).

# Forging a Trail *for* General Surgery Residents Emerging As Surgeons, Scholars and Leaders


Meeting of a Consortium of  
Academic Surgery Educators  
& General Surgery Residents

The Cloudveil Autograph Collection  
Marriott Hotel

Development of residents and junior faculty into surgeon leaders requires more than just technical skill. To help fill the gap between caring for patients and leadership skills, UC Surgery is proud to offer

the Surgeons, Scholars and Leaders (SSL) retreat and professional development conference, held in Jackson Hole, Wyoming.

The conference is also a wellness success characterized by good exercise, scenic beauty, no slope injuries, and a good time had by all.







## Center for Surgical Innovation (CSI)

Expanding the Frontiers of Medicine

### About Us

The Center for Surgical Innovation (CSI) is a collaboration between the University of Cincinnati (UC) departments of surgery, biomedical engineering, emergency medicine, and Cincinnati Children's Hospital Medical Center.

The collaboration was established to develop, assess, and enhance new technologies in biomedical and surgical care. Located in the UC College of Medicine's Medical Sciences Building, CSI is a 3,700-square-foot research and teaching facility. The space includes both a teaching laboratory and an operating room, equipped with the latest surgical technology.

Whether it is continuing medical education, device development, procedure modification, or training and simulation, CSI is a tremendous resource for both UC-affiliated faculty as well as regional businesses, community medical practitioners, engineers and scientists.

### Capabilities

CSI welcomes the opportunity to work with regional industries. Surgeons, medical practitioners and scientists from across the region come to our state-of-the-art training and conference facility to teach, train, explore and discover. The lab has the capability of both animate and inanimate (cadaver) models to be used for teaching, training and research. All cadavers are provided by the UC Body Donation Program.

#### CSI is equipped with the following technologies:

- Laparoscopy
- Fluoroscopy
- Telemedicine
- Video Recording
- Didactic Lecture

#### The facility is also equipped with:

- Five plasma screens and a projector that can be used to display images and demonstrate procedures
- Space for up to seven work stations and 30-40 people
- A small conference room adjoining the lab with a plasma screen and projector (access to larger rooms located within the department of surgery and College of Medicine are also available)

Trained staff members of CSI are available for planning and organizing teaching labs to ensure that lab requirements are met.



## Partnerships

Building collaborative partnerships is a key component of CSI's continuing success.

CSI has grown and benefited from generous donations of financial support, as well as donations of hardware from both internal and external sources.

Additionally, CSI is grateful for philanthropic commitments, and was established in part by a generous gift from Mr. Carl Lindner, a Cincinnati business leader.

Please contact us at (513) 558-5044 for information on how to become a partner and/or make a donation.

## Contact Us

CSI laboratory facility is equipped for UC affiliates, as well as corporate industries, to conduct training labs and/or research and development activities.

For more information on using the CSI laboratory, visit [med.uc.edu/depart/surgery](http://med.uc.edu/depart/surgery) or contact:

### Judy Heyl

Program Coordinator

Center for Surgical Innovation (CSI)

Department of Surgery

University of Cincinnati

231 Albert Sabin Way

Cincinnati, OH 45267-0558

phone: 513-558-5044

fax: 513-558-2026

e-mail: [heylijr@uc.edu](mailto:heylijr@uc.edu)







## UC Institute for Military Medicine

### Overview

The University of Cincinnati (UC) Institute for Military Medicine was created by the department of surgery around its core strength of clinical and research faculty, with interests in trauma and critical care. It was named an official Institute of the University of Cincinnati by the Board of Trustees in August 2009. The Institute functions as an interdisciplinary network of investigators across the breadth of the university who share a common focus related to the treatment and care of seriously injured patients. It is not structured as a research silo or confined department, but rather as a coalition of clinicians and scientists who bring unique perspectives to bear on a common problem. The Institute is uniquely distinguished by its presence across the Department of Defense, the Military Health System, the UC College of Medicine, and clinical care within a university system.

The UC Institute for Military Medicine (IMM) has partnered with the United States Air Force, the Department of Defense, the Joint Program Committee-6 (JPC), and the Naval Medical Research Unit (NAMRU), to name a few of the many military funding sponsors. The goal of this collaboration is to seek answers to identified shortfalls and needs in the scientific

understanding of traumatic injuries and care of the injured soldier. An additional significant advantage uniquely leveraged by the IMM is the rapid translation of this new knowledge not only to the military community but to the civilian trauma setting as well. The IMM is uniquely distinguished by its synergistic platform which allows immediate access to all team members across the entire spectrum of military medical providers, clinicians, and scientists in the setting of a century-old college of medicine whose robust infrastructure provides expertise and continuity to answer evolving military medical challenges.

The missions of the UC Institute for Military Medicine are to:

- discover the scientific basis of traumatic injury and translate this knowledge into better treatments for combat casualties and civilian patients
- develop technology that can be applied in military and austere environments to advance the care of the acutely injured patient
- provide state-of-the-art training for those caring for our wounded soldiers
- prepare and train the next generation of clinical and research leaders in traumatic injury

## Programs

The UC Institute for Military Medicine has a broad range of programs that serve to advance its missions.

## Clinical & Applied Science

This section entails projects that serve to develop equipment solutions and technologies to advance the care of acutely injured patients. These projects translate scientific findings into clinical practice algorithms or demonstrate novel applications of technology for patient care. Examples of the types of projects in this program include: clinical trials of blood component therapy for massive transfusion, development and application of a closed-loop autonomous ventilator, oxygen conservation and generation technology for far-forward environments, and effects of fatty acid supplementation on recovery from traumatic injury.

## Basic Science

The basic science section focuses on the traditional and fundamental aspects of scientific research. Projects within this program are directed towards increasing our understanding of the biology of traumatic injury at a genetic, molecular and cellular level, and to elucidate the fundamental cellular changes impacted by trauma with a goal of establishing translation to potential therapeutic strategies. Examples of projects in this program include: effects of resuscitation with blood component therapy on systemic inflammation after hemorrhagic shock, neuroinflammation of traumatic brain injury, effects of aeromedical evacuation on the severely injured, and detrimental effects of age on red blood cell function.

## Training

The training program has projects that extend to both clinical and scientific training and serve to promote the excellence of trainees in the care of the acutely injured. Our partnership with the military as one of five National Military Medical Training Centers includes multiple venues:

- Cincinnati C-STARS/CCATT

Trains the Critical Care Air Transport Teams (CCATT) of the USAF that are responsible for medical care of seriously injured soldiers during transport from the combat theater to Europe and the USA. CCATT teams consist of three medical providers (MD, RN, RT) and usually employ a fixed wing platform.

- Nurse Transition Program USAF

The USAF Nursing Corps (NC) utilizes the clinical platform of inpatient care at UC Medical Center to provide the academic and clinical experience for USAF nurses transitioning to practice.



- Training of military and civilian medical personnel under simulated stressful conditions in order to hone their skills and reduce errors.
- A basic science research training program funded by the National Institutes of Health on the biology of trauma helps to develop future scientists in the field of trauma and acute injury.

### Contact Information:

#### **Betsy (Elizabeth) Rodarte Boiman**

Administrator, Division of Research  
Department of Surgery  
University of Cincinnati  
513-558-8674  
Elizabeth.Boiman@uc.edu

Additional information about the UC Institute for Military Medicine can be viewed at [med.uc.edu/depart/surgery](https://med.uc.edu/depart/surgery).






## The Section of Cardiothoracic Surgery



**Sandra L. Starnes, MD**

Professor of Surgery  
John B. Flege, Jr. Chair in  
Cardiothoracic Surgery  
Chief, Section of  
Cardiothoracic Surgery  
Director, Division of  
Thoracic Surgery  
Sandra.Starnes@uc.edu  
513-584-1387



**Louis B. Louis, MD**

Associate Professor of Surgery  
The Louis Buckberg Endowed  
Chair in Cardiac Surgery  
Director, Division of  
Cardiac Surgery  
Louis.Louis@uc.edu  
513-584-4424

## The Division of Cardiac Surgery

The University of Cincinnati (UC) division of cardiac surgery leads the Tri-State region in the discovery and advancement of innovative treatment for patients with cardiac disease. A multidisciplinary team dedicated to heart failure and complex cardiac diseases has made UC a state-of-the-art referral center for both standard and complex cases.

The division performs the full spectrum of operative procedures in patients with cardiac and vascular diseases, including coronary revascularization, valve repair and replacement, aortic aneurysm repair, ventricular assist device implantation, and is the region's first adult heart transplantation program.

The division offers expertise in all-arterial and off-pump coronary revascularization, and repair of complex thoracic-aortic diseases. In addition, our surgeons perform complex minimally-invasive cardiac surgery including coronary artery bypass grafting. The division has the region's only comprehensive advanced heart failure program, which includes a comprehensive mechanical circulatory support program consisting of both short-term and long-term mechanical circulatory support therapy for both acute and chronic heart failure as a bridge to transplantation or as destination therapy.





For acute respiratory failure, UC has an integrated ECMO (extracorporeal membrane oxygenation) program which benefits patients who would otherwise fail to survive conventional therapies. We have been recognized as “High Performing” in Coronary Artery Bypass Graft (CABG) and Heart Failure in the 2022-2023 *U.S. News & World Report*.

The division also offers a unique mobile ECMO program in which patients with cardiorespiratory failure can be placed on support at a referring hospital and transferred to the UC Medical Center. In conjunction with the Department of Anesthesia, Division of Anesthesia Critical Care, the division recently launched an E(ECMO) CPR program, in which patients suffering cardiac arrest are placed emergently on ECMO to improve outcomes in certain patients.

In conjunction with the division of cardiology, we offer a joint program in advanced endovascular therapies including transcatheter aortic valve replacement (TAVR) and transcatheter mitral valve procedures.

Patients benefit from a true multidisciplinary approach to cardiovascular disease, combining surgical and medical expertise as well as the advanced technology and support services offered at UC Medical Center, leading to people not just living longer, but living better.

## Congenital Heart Surgery

Part of the UC department of surgery, the division of Congenital Heart Surgery at Cincinnati Children’s Hospital Medical Center has a high profile as a world leader in the surgical management of cardiac problems in children, including newborn corrective operations, management of the entire spectrum of congenital and acquired cardiac problems in neonates, including management of complex single ventricle cardiac anomalies, and management of infants and children with severe heart failure which includes expertise in cardiac transplantation and ventricular assist device utilization. The division also performs lung transplantation and, in partnership with the solid organ transplant program, heart/kidney transplants and heart/liver transplants are performed in patients with multi-organ failure.

Cincinnati Children’s Hospital Medical Center (CCHMC) has an active adult congenital heart disease program, caring for patients with con-genital heart disease into and through adulthood with particular interests in aortic valve and aortic pathology (e.g., Supported Ross, valve sparing root surgery and aortic valve repair) and failing Fontan circulations.

In collaboration with the Aerodigestive Center at CCHMC, the division has the world’s most extensive experience with complex tracheal reconstruction in infants and children. Cincinnati Children’s consistently ranks among the nation’s best cardiology and heart surgery programs as measured by *U.S. News & World Report* Best Children’s Hospitals.

The division of pediatric cardiothoracic surgery maintains an active multi-investigator research lab. They presently have two RO-1 NIH grants. Research areas include: improved donor organ utilization for thoracic transplantation, novel anticoagulation and anti-inflammatory strategies for mechanical circulatory support, and prosthetic valve development. They also are leaders in the use of virtual reality for surgical planning of complex congenital repairs.







## The Division of Thoracic Surgery

The UC division of thoracic surgery is a leader in treating the entire spectrum of thoracic diseases including lung cancer, benign and malignant esophageal disorders, airway, mediastinal, diaphragmatic and chest wall disease. The division has the most extensive experience in minimally-invasive thoracic procedures in the Tri-State region, including video-assisted thoracoscopic (VATS) and robotic lobectomy, minimally-invasive esophagectomy and robot-assisted thoracic surgery for mediastinal tumors. We also utilize sophisticated interventions for complex air-way and foregut disorders.

The division specializes in the diagnosis and treatment of lung cancer, and performs a high volume of lung cancer surgery. Special attention is directed to patients who are at high risk for surgery due to underlying lung disease. The division offers a full range of lung cancer treatments from minor resections to highly complex thoracic operations. We have been recognized as "High Performing" in Lung Cancer Surgery in the 2022-2023 *U.S. News & World Report*.

Dedicated lung cancer surgeons work in partnership with radiation oncologists, interventional pulmonologists, chest radiologists and medical oncologists to provide comprehensive lung cancer care to patients through the UC Cancer Center's Lung Cancer Center. Through UC Health, the team launched the first lung cancer screening program for patients at increased risk for lung cancer in 2012. Lung cancer screening with low-dose CT scans has been shown to reduce lung cancer mortality by at least 20% in those at higher risk for lung cancer. We have three dedicated nurse coordinators to navigate patients through the screening process, an integrated smoking cessation program, and we use the expertise of our multidisciplinary lung cancer team to provide individualized care for our patients while working closely with referring physicians. We perform over 2500 lung cancer screenings annually and were the first lung cancer screening program in the region to be recognized as a Screening Center of Excellence by the Lung Cancer Alliance.

The division offers expertise in the evaluation and treatment of esophageal cancer and foregut disorders, with the most experienced esophageal surgeons in the region. The Esophageal Disease Center offers coordinated multidisciplinary care in which patients are seen by a team of esophageal cancer experts in one location, including thoracic surgery, surgical oncology, medical oncology, radiation oncology, gastroenterology, oncology dietitians, and social workers. We also perform complex endoscopic procedures such as transoral incisionless fundoplication (TIF), which is a no-incision procedure to treat acid reflux, and endoscopic mucosal resection for early esophageal cancers.

### Faculty

#### Adult Cardiac Surgery Faculty:

##### **Louis B. Louis IV, MD, FACS**

Associate Professor of Surgery

The Louis Buckberg Endowed Chair in Cardiac Surgery

Director, Division of Cardiac Surgery

##### **Antonio Panza, MD Professor of Surgery**

##### **Samuel Russell Vester, MD Professor of Surgery**

#### Congenital Heart Surgery Faculty:

##### **Carl L. Backer, MD**

Professor of Surgery

Cincinnati Children's Hospital Medical Center

Director of Cardiothoracic Surgery, University of Kentucky

##### **David G. Lehenbauer, MD**

Assistant Professor of Surgery

Cincinnati Children's Hospital Medical Center

##### **David Morales, MD**

Professor of Surgery and Pediatrics

Co-Director of The Heart Institute

Clarke-Helmsworth Chair of Congenital Heart Surgery

Cincinnati Children's Hospital Medical Center

##### **David S. Winlaw, MBBS, MD**

Professor of Surgery

Cincinnati Children's Hospital Medical Center

##### **Farhan Zafar, MD**

Associate Professor of Surgery

Director, Thoracic Organ Procurement

Cincinnati Children's Hospital Medical Center

We work with a multidisciplinary thoracic oncology team to treat uncommon complex tumors such as mesothelioma and thymic tumors.

In conjunction with interventional pulmonary and thoracic anesthesiology, we have a unique multidisciplinary Advanced Emphysema Program in which patients are evaluated jointly for Lung Volume Reduction procedures. This year, we obtained Joint Commission on Accreditation of Healthcare Organizations (JCAHO) certification for our Lung Volume Reduction Surgery program, one of only a few in the State of Ohio.

The division continues to expand its expertise in research. The group collaborates with multiple departments in the UC College of Medicine and has active research projects in molecular predictors of lung cancer recurrence, lung cancer screening with low-dose CT scans, enhanced recovery pathway in thoracic surgery, as well as clinical trials in thoracic cancers.

## Faculty

### **Sandra L. Starnes, MD, FACS**

Professor of Surgery

John B. Flege, Jr. Chair in Cardiothoracic Surgery

Chief, Section of Cardiothoracic Surgery

Director, Division of Thoracic Surgery

Dr. Starnes specializes in general thoracic surgery with a focus on lung and esophageal cancer. She has a particular expertise in treating mediastinal tumors and focuses on minimally invasive approaches to thoracic surgery. She is certified by the American Board of Surgery and the American Board of Thoracic Surgery.

### **Robert Van Haren, MD, MSPH**

Associate Professor of Surgery

Dr. Van Haren specializes in all aspects of general thoracic surgery including treatment of benign and malignant diseases of the esophagus, lungs, and airway. He has expertise in minimally-invasive approaches such as video-assisted thoracoscopy surgery (VATS) and robotic surgery. He is certified by the American Board of Surgery and the American Board of Thoracic Surgery.


### **Julian Guitron, MD**

Affiliate Associate Professor of Surgery

Additional information on the section of cardiothoracic surgery can be viewed at [med.uc.edu/depart/surgery](http://med.uc.edu/depart/surgery).







**Ian M. Paquette, MD, FACS,  
FASCRS**

Professor of Surgery  
Interim Chief, Section of Colon  
and Rectal Surgery  
Ian.Paquette@uc.edu  
513-929-0104

## The Section of Colon and Rectal Surgery

Surgeons in the University of Cincinnati (UC) section of colon and rectal surgery treat benign, malignant, and inflammatory conditions of the colon, rectum, and anus. Patients with colorectal cancer and polyposis syndromes, inflammatory bowel disease, rectal prolapse and fecal incontinence, hemorrhoids and other benign anorectal disorders are seen at the University of Cincinnati Medical Center Medical Arts Building, UC Health Physician Offices in West Chester, and the Christ Hospital Medical Office Building.

Cutting-edge surgical techniques are offered at each of the hospitals where the colon and rectal surgeons work. Minimally invasive advanced laparoscopic, robotic, and transanal surgi-

cal procedures are available to patients with both benign and malignant diseases of the colon and rectum. Our surgeons have expertise in transanal minimally invasive surgery (TAMIS) for large rectal polyps and early rectal cancers. Robotic surgery, which allows superior visualization of pelvic anatomy and fine dissection in the pelvis, is also offered. These minimally invasive approaches are associated with less discomfort and a quicker return to normal activity than with traditional surgical approaches and are appropriate for patients with a wide range of diseases. We are the region's referral center for the most complex cases of colorectal cancer and inflammatory bowel diseases.

Colorectal cancer patients are treated in collaboration with medical oncology, radiation oncology, and the hepatobiliary surgeons from the UC Cancer Institute. These patients benefit from coordination of care across specialties. Our multidisciplinary efforts to treat rectal cancer include a tumor board and clinical trials at UC Medical Center. We offer clinical trials for patients with various stages of cancer of the colon, rectum, or anus. Though we have the necessary surgical expertise to treat the most complex cases of rectal cancer, our multidisciplinary team offers a "watch and wait" approach to selected patients with rectal cancer after chemotherapy and radiation, allowing some patients to avoid surgery completely. We are part of the national Rectal Cancer Surgery Consortium and have collaborated with the top rectal cancer centers in the United States to develop the best practices for nonoperative management of rectal cancer.

Patients with Crohn's disease and ulcerative colitis benefit from the region's only multidisciplinary inflammatory bowel disease center: a collaboration between colon and rectal surgeons, gastroenterologists, radiologists, pathologists, and nurse navigators to select the best individual treatment for each patient with Crohn's or Colitis. We are an active contributor to the American College of Surgeons' National Surgical Quality Improvement Program (NSQIP) – Inflammatory Bowel Disease Collaborative as one of a handful of centers focusing on surgery for Crohn's and colitis. We have recently opened a clinical trial of stem cell therapy to treat anal fistula disease in Crohn's patients, the only study of its kind in the region.

Patients undergoing elective abdominal operations for benign or malignant disease are placed on an enhanced recovery pathway." This approach has many elements that are all designed to accelerate recovery following major abdominal surgery, providing patients with the ability to return to their normal level of functioning at a much quicker rate than what has previously been achieved. Specifically, use of non-opioid pain medications decreases the incidence of adverse effects experienced with conventional opioids, such as slowed bowel function and narcotic abuse and dependence. The results of this pathway have been dramatic, with significant decreases in length of hospital stay and increases in patient satisfaction scores.

The team is one of only a few groups of colorectal surgeons in the Tristate area offering the Interstim device for the treatment of fecal incontinence.

We have two WOCN (Wound Ostomy Continence Nursing) certified nurse practitioners in our office, allowing us to take care of the most complex patients with wound and ostomy needs at all three of our locations.

Academic pursuits of our colorectal surgeons include clinical trials, novel surgical techniques, and innovative treatments for many colorectal disorders. UC colorectal research outcomes have been presented at national and international meetings.

Dr. Paquette is associate editor for the journal *Diseases of the Colon and Rectum* and was awarded the Victor Fazio Award in 2019 as the top editorial board member. He is also on the editorial board of *Annals of Surgery*. He is an examiner for the American Board of Colon and Rectal Surgery and serves as the Chair for the American Society of Colon and Rectal Surgeons Clinical Practice Guidelines Committee. He has served on 35 national and international committees for colon and rectal surgery and has authored 100 peer-reviewed manuscripts.

Dr. Snyder is a reviewer for the journal *Diseases of the Colon and Rectum* and serves on the Peer Review Committee for West Chester Hospital.

Dr. Thompson serves on the American Society of Colon and Rectal Surgeons' Public Relations Committee, UC Medical Center and The Christ Hospital (TCH) Robotic Surgery Committees, TCH Provider Enhancement Committee, and as co-chair of TCH General and Colorectal Surgery Quality and Performance Enhancement Committee. He is the Surgical Director of Anal Dysplasia Screening at UC Medical Center.

Dr. Justiniano serves on the American Society of Colon and Rectal Surgeons' Diversity, Equity and Inclusion Committee. She is also part of the Selected Abstracts Committee of the *Diseases of the Colon and Rectum* journal for which she also serves as a reviewer. She is the director of UC's NSQIP inflammatory bowel diseases registry and our National Rectal Cancer Accreditation Program. She is active in clinical outcomes research, and is an associate surgery clerkship director for 3rd year medical students.

## Faculty

### **Ian M. Paquette, MD, FACS, FASCRS**

Professor of Surgery

Interim Chief, Section of Colon and Rectal Surgery

Dr. Paquette specializes in the surgical treatment of colon and rectal cancer, complex inflammatory bowel diseases such as Crohn's disease, ulcerative colitis, diverticulitis, and benign anorectal disease, with a special focus on laparoscopic colon surgery for benign and malignant conditions. He primarily operates at UC Medical Center and has a referral base of complex and re-operative surgical patients. He is a high-volume surgeon in advanced inflammatory bowel disease surgery including J-Pouch surgery. He is certified by the American Board of Surgery and the American Board of Colon and Rectal Surgery.







### **Carla F. Justiniano, MD, MPH**

Instructor of Surgery

Dr. Justiniano specializes in the treatment of malignant and benign colorectal diseases as well as anorectal diseases, prolapse and fecal incontinence. She has a particular interest in robotic surgery, complex re-operative surgery with both open and minimally invasive approaches, and J-pouch surgery. She operates primarily at UC Medical Center. She sees patients in English and in Spanish. She joined the group at UC in 2022 after completing training at the Cleveland Clinic. She is board certified by the American Board of Surgery.

### **Jonathan R. Snyder, MD, FACS, FASCRS**

Associate Professor of Surgery

Dr. Snyder specializes in benign and malignant colorectal disease, providing surgical care for patients with abdominal colorectal disease as well as anorectal disease. He has a particular focus on minimally invasive abdominal surgery – through both laparoscopic and robotic approaches. He also places Interstim device (sacral nerve stimulation) for the treatment of fecal incontinence in select patients. Dr. Snyder operates primarily at the West Chester Hospital. He is certified by the American Board of Surgery and the American Board of Colon and Rectal Surgery.

### **Earl V. “Tommy” Thompson, MD, FACS**

Assistant Professor of Surgery

Dr. Thompson specializes in the treatment of all benign and malignant conditions of the colon, rectum, and anus, with a special interest in pelvic surgery. He is also Surgical Director of Anal Dysplasia Screening at UC Medical Center. Dr. Thompson practices at The Christ Hospital and West Chester Hospital. He is certified by the American Board of Surgery and the American Board of Colon and Rectal Surgery.

### **Sara Pulskamp, MSNFP, CWOCN**

Sara is a family nurse practitioner who is also a certified wound ostomy and continence nurse. She is certified by the American Academy of Nurse Practitioners and Wound, Ostomy and Continence Nurses Society. She assists in the management of preoperative and postoperative care of colorectal surgery patients, ostomies, pelvic floor dysfunction and sacral nerve stimulation. She practices at The Christ Hospital and West Chester Hospital.

### **Katelyn Riebesehl, DNP, CWON**

Kate is a Nurse Practitioner with specialization in the care of wound, ostomy, and continence patients, particularly those who need assistance with bowel management. She is certified by the American Nurses Credentialing Center and the Wound, Ostomy, and Continence Nurses Society. Kate practices at West Chester Hospital and UC Medical center.

More information about the section of colon and rectal surgery can be viewed at [med.uc.edu/depart/surgery](https://med.uc.edu/depart/surgery).





## University of Cincinnati Medical Center General Surgery

UC Health surgeons are at the forefront of advancing state-of-the-art care for general surgery conditions. The team offers care of routine and complex general surgery and bariatric conditions as well as minimally invasive surgical approaches for gastrointestinal surgical disorders. Our surgeons performed more than 2,200 major elective and urgent general surgery operations during the past year.

Our team specializes in the surgical management of a wide variety of disorders including the broad discipline of general surgery, swallowing disorders such as achalasia, gastroesophageal reflux disease (GERD), gastroparesis, and paraesophageal hernias; gallstones and gallbladder disease; abdominal wall hernias; inguinal hernias, and abdominal wall reconstruction; enterocutaneous fistula; diseases of the spleen; acute pancreatitis; diverticulitis and other colon conditions; and diseases of the adrenal gland.

Our faculty surgeons offer expertise in minimally invasive gastrointestinal surgery as well as the full range of procedures for treatment of morbid obesity. In addition, robotic-assisted operations are performed for several gastrointestinal disorders. Patients are often referred to our practice by other surgeons for treatment of very complex conditions.




**Timothy A. Pritts, MD, PhD, FACS**  
 Professor of Surgery  
 Chief, Section of General Surgery  
 Vice Chair of Compensation Committee  
 Interim Director,  
 UCMC General Surgery  
 Timothy.Pritts@uc.edu  
 513-558-8467

## The Section of General Surgery

The Section of General Surgery includes the divisions of UC Medical Center (UCMC) general surgery, UCMC trauma surgery, UCMC acute care surgery, UCMC surgical critical care, West Chester Hospital (WCH) trauma and acute care surgery, WCH general and bariatric surgery, and trauma and critical care surgery research. The members of our section are dedicated to saving lives through compassionate care, quality education, and leading innovation.





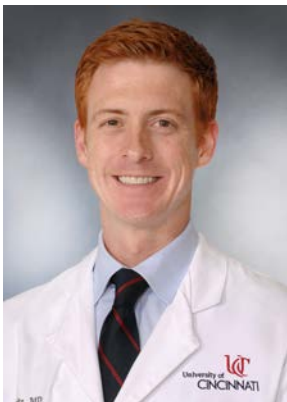
**Jonathan R. Thompson,  
MD, FACS**

Associate Professor  
of Surgery  
Medical Director of  
Bariatric Surgery

## West Chester Hospital General and Bariatric Surgery

Our Bariatric Surgery program, in partnership with the UC Health Weight Loss Center and TRIMS, the Transplant-Related Interdisciplinary Metabolic Surgery Program, now offers weight loss solutions at both the West Chester Hospital and the University of Cincinnati Medical Center campuses. The West Chester location is recognized for excellence by the Metabolic and Bariatric Surgery Accreditation and Quality Improvement Program (MBSAQIP), a joint program of the American College of Surgeons (ACS) and the American Society for Metabolic and Bariatric Surgery (ASMBS). Our surgeons have performed thousands of successful laparoscopic weight loss operations since its inception. Further information on our surgical weight loss program can be found by visiting <http://uhealth.com/weightloss>.

General surgery patients are seen at the UC Health Physicians Office Clifton and UC Health Physicians Office North in West Chester.



**Aaron Seitz, MD**

Assistant Professor  
of Surgery  
Director of WCH Trauma and  
Acute Care Surgery

## West Chester Hospital Trauma and Acute Care Surgery

UC Health Surgeons offer emergency care for trauma and general surgery patients at West Chester Hospital, bringing the highest level of surgical care to the Northern

Cincinnati region. The West Chester trauma center opened in 2014 and earned formal verification as a Level III trauma center from the American College of Surgeons Committee on Trauma in 2015. In conjunction with our partners in Emergency Medicine, more than 1200 trauma patients were cared for over the past year. The acute care surgery program at WCH continues to grow and provided care for more than 1,400 emergency surgery patients last year. Expert general and trauma surgeons are available for immediate consultation in the WCH emergency department, ICU, and inpatient floors at all times.



**Jason J. Schrage, MD, FACS**

Associate Professor  
of Surgery  
Director of UCMC Acute  
Care Surgery

## University of Cincinnati Medical Center Acute Care Surgery

The UCMC Acute Care Surgery team is focused on providing outstanding care to patients with general surgery emergencies including diverticulitis, intestinal obstruction or perforation, appendicitis, cholecystitis, pancreatitis, intestinal bleeding, incarcerated hernias, and necrotizing soft tissue infections. Our surgical team is immediately available to provide consultation and expert surgical care around the clock. We also provide tertiary and quaternary general surgery emergency care in consultation with referring surgeons from throughout the Tri-State region through our transfer referral center (**513-584-BEDS**).





**Amy T. Makley, MD, FACS**

Associate Professor  
of Surgery  
Director of UCMC  
Trauma Surgery

## University of Cincinnati Medical Center Trauma Surgery

UC Medical Center (UCMC) serves as the Tri-State region's only ACS-verified adult Level I Trauma Center. Our trauma center has been in continuous operation for over 25 years and provides the highest level of care for injured patients for the region and beyond. During the past year, the trauma team was activated more than 4,800 times to evaluate and care for patients at UCMC. The highest level of trauma activation is a Trauma STAT. Upon arrival, critically injured Trauma STAT patients are met by the fully assembled trauma team, including physicians from emergency medicine and trauma surgery, specially trained shock resuscitation nurses, respiratory therapists, and physicians and nurses

from the operating room and surgical intensive care unit. Immediate consultation is available from a full spectrum of experts including neurosurgeons, orthopedic surgeons, neurointensivists, spine surgeons, facial trauma specialists, and anesthesiologists.

The resuscitation and care of trauma patients is led by our trauma surgeons. We are also available at all times for trauma care consultation with referring providers from throughout the Tri-State region through our transfer referral center (**513-584-BEDS**). The UCMC trauma and emergency medicine team's excellence was recognized by the first-ever "Heroes in Action Award" by the Cincinnati Business Courier in 2019.

An important component of our Level I trauma center is community education and outreach. We provide ongoing trauma prevention programs in the areas of motor vehicle crashes, older adult falls, and gun violence prevention, as well as an active EMS education program including lectures and rounding. More information is available at <http://uchealth.com/trauma/injury-prevention/>.

In conjunction with the American College of Surgeons, the White House, DOD, the FBI, and FEMA, we are proud to offer Stop the Bleed courses for medical and nonmedical personnel in the Tri-State region. This is a national initiative to teach the public life-saving bleeding control techniques to aid individuals in a variety of situations. More information is available at <http://uchealth.com/trauma/injury-prevention/> and <http://www.bleedingcontrol.org/>.

## UCMC's Emergency/Trauma Care for Bills' Football Player Highlighted




The response by UC Medical Center emergency, medical and trauma personnel to the cardiac arrest suffered by Damar Hamlin of the Buffalo Bills in a game against the Cincinnati Bengals in Cincinnati on January 2, 2023, was highlighted on national TV and in the *New York Times* (<https://www.nytimes.com/2023/01/22/health/damar-hamlin-cardiac-arrest-hospital.html>).

Hamlin was given immediate care on the field and then was transported to UC Medical Center where an extensive team of doctors and health care professionals went into action. The *New York Times* published a story on the various elements of that care that resulted in Hamlin being transferred to a Buffalo hospital a week later. The care team was given the key to the city by Cincinnati Mayor Aftab Pureval (*photo*), and highlighted at a Cincinnati Bengals game, on the 2023 NFL Honors show, and in a special ceremony during the pregame festivities of Super Bowl LVII.

Hamlin spent a few months recuperating, but rejoined the Bills in April and has been cleared to play again for the 2023 season.





**Betty J. Tsuei, MD, FACS**  
Professor of Surgery  
Director of UCMC Surgical  
Critical Care



**Krishna P. Athota, MD, FACS**  
Associate Professor  
of Surgery  
Director of Surgical Critical  
Care Fellowship  
Associate Director of UCMC  
Surgical Critical Care

## General Surgery and Trauma Research



**Michael D. Goodman, MD, FACS**  
Professor of Surgery  
Dario Rodriguez, Jr, Endowed  
Chair in Trauma Surgery  
Director, General Surgery  
Research  
Associate Director, General  
Surgery Residency Training  
Program

Our research programs focus on the concept that early intervention after injury leads to improved patient outcomes. Our extensive research portfolio includes projects in basic science, translational science, outcomes research, education and simulation, device design and implementation, and clinical trials. The division currently oversees more than 20 active extramural research grants, with funding from the NIH, DOD, and industry. We have strong collaborative ties with several key partners including emergency medicine, neurosurgery, the UC College of Pharmacy, Hoxworth Blood Center, the UC College of Engineering, Northwestern University, and the University of Virginia.

## University of Cincinnati Medical Center Surgical Critical Care

The UCMC Surgical Intensive Care Unit cares for more than 2,000 patients yearly from all surgical specialties including trauma, general surgery, transplantation, surgical oncology, vascular surgery, urology, thoracic surgery, and obstetrics/gynecology. Daily multidisciplinary rounds are highly collaborative in nature, with input and discussion from all team members including critical care nurses, respiratory therapists, critical care pharmacists, and resident physicians. Subspecialty services such as nephrology, infectious disease, rehabilitation medicine, cardiology, and hematology are available for consultative assistance. Additional clinical support services in the SICU include nutrition services, nurse educators, and a dedicated SICU social worker.

We offer advanced training in surgical critical care. Our one- or two-year ACGME accredited Surgical Critical Care Fellowship accepts two candidates yearly and provides training that encompasses all aspects of care of the critically ill surgical patient. Our fellowship emphasizes cardiopulmonary mechanics, principles of resuscitation, and mechanical ventilation. Our graduates have gone on to leadership positions in the areas of trauma and critical care throughout the country.

## C-STARS Cincinnati

The section of general surgery and UC Health are proud to host one of six national military/civilian medical trauma training centers. UC Medical Center serves as the site of the United States Air Force Center for Sustainment of Trauma and Readiness Skills (CSTARS). Cincinnati CSTARS is host to the Critical Care Air Transport Team (CCATT) advanced validation center. The Cincinnati CSTARS CCATT advanced course is attended by members of the USAF's elite CCATT teams. These military medical personnel are responsible for the medical care and evacuation of the sickest casualties across the globe.

The USAF CSTARS center serves as home base more than 25 active duty Air Force military personnel who serve as instructors and support personnel for CCATT training. Four active duty Air Force trauma surgeons participate as fully integrated partners of the section of general surgery as a part of their assigned duties at Cincinnati CSTARS.



## Faculty

### **Andrew Angus, MD**

Assistant Professor of Surgery  
Major, USAF MC CSTARs Cincinnati

Dr. Angus specializes in general surgery, with special interests in general surgery, trauma surgery, and surgical critical care. He is certified in surgery by the American Board of Surgery.

### **Krishna P. Athota, MD, FACS**

Associate Professor of Surgery  
Associate Director, UCMC Surgical ICU  
Program Director, Surgical Critical Care Fellowship  
Associate Director, General Surgery Residency Training Program

Dr. Athota specializes in general and acute care surgery, with special interests in gallstones and biliary disease, complex GI surgery, hernia, and diverticular disease of the colon. He is certified in surgery by the American Board of Surgery, with Added Qualifications in Surgical Critical Care.

### **Richard D. Branson, RRT, MS, MBA**

Professor of Surgery Emeritus  
Director Emeritus, Clinical Research

Mr. Branson specializes in mechanical ventilation of the patient with acute respiratory distress syndrome (ARDS), mechanical ventilation during transport, humidification of inspired gases, and evaluation of new mechanical ventilator technology.

### **Jennifer S. Colvin, MD**

Assistant Professor of Surgery  
Associate Director, Medical Student Clerkship

Dr. Colvin specializes in minimally invasive gastrointestinal surgery. She has additional expertise and training in care of patients with GERD or paraesophageal hernias, as well as surgical weight loss. Her primary practice sites are West Chester Hospital and UC Medical Center. She is certified in surgery by the American Board of Surgery.

### **Lane L. Frasier, MD**

Assistant Professor of Surgery

Dr. Frasier specializes in general and acute care surgery, with special interests in trauma surgery, surgical critical care, and team dynamics. She is certified in surgery by the American Board of Surgery.

### **Michael D. Goodman, MD, FACS**

Professor of Surgery  
Dario Rodriguez, Jr, Endowed Chair in Trauma Surgery  
Director, General Surgery Research  
Associate Director, General Surgery Residency Training Program

Dr. Goodman specializes in general and acute care surgery, with special interests in complex gastrointestinal surgery, enterocutaneous fistulas, and abdominal wall reconstruction. He is certified in surgery by the American Board of Surgery, with Added Qualifications in Surgical Critical Care.

### **Jana Hambley, MD**

Assistant Professor of Surgery

Dr. Hambley specializes in general and acute care surgery, with special interests in trauma surgery and surgical critical care. She is certified in surgery by the American Board of Surgery with a certificate of added qualifications in Surgical Critical Care.

### **Christopher Horn, MD**

Assistant Professor of Surgery  
Major, USAF MC

Dr. Horn specializes in general surgery, trauma surgery, and military medical education. He is certified by the American Board of Surgery with Added Qualifications in Surgical Critical Care.





**Bobby J. (BJ) Johnson, MD**

Assistant Professor of Surgery

Dr. Johnson specializes in minimally invasive bariatric and general surgery. His primary practice sites are UC Medical Center and West Chester Hospital. He is certified in surgery by the American Board of Surgery.

**Amy T. Makley, MD, FACS**

Associate Professor of Surgery

Director, UCMC Trauma Surgery

Associate Director, General Surgery Residency Training Program

Dr. Makley specializes in general surgery and acute care surgery, with special interests in diverticular disease of the colon, hernias, and ostomy closure. She is certified in surgery by the American Board of Surgery, with Added Qualifications in Surgical Critical Care.

**Jay Nathwani, MD**

Assistant Professor of Surgery

Dr. Nathwani specializes in general and acute care surgery, with special interests in trauma surgery and surgical critical care. He is certified in surgery by the American Board of Surgery.

**Timothy A. Pritts, MD, PhD, FACS**

Professor of Surgery

Director, Section of General Surgery

Vice Chair of Compensation Committee

Dr. Pritts specializes in general and acute care surgery, with special interests in gallbladder and biliary disease, hernia repair, and abdominal wall reconstruction. He is certified in surgery by the American Board of Surgery, with Added Qualifications in Surgical Critical Care.

**Valerie Sams, MD, FACS**

Associate Professor of Surgery

Colonel, USAF MC

Director, CSTARS-Cincinnati

Dr. Sams specializes in general surgery, trauma surgery, ECMO, and military medical education. She is certified by the American Board of Surgery with Added Qualifications in Surgical Critical Care. Dr. Sams is the director of CSTARS-Cincinnati.

**Jason J. Schragger, MD, FACS**

Associate Professor of Surgery

Director, UCMC Acute Care Surgery

Dr. Schragger specializes in general and acute care surgery, with special interests in gallbladder disease, ostomy closure, and abdominal wall reconstruction. He is certified in surgery by the American Board of Surgery, with Added Qualifications in Surgical Critical Care.

**Aaron Seitz, MD**

Assistant Professor of Surgery

Director, WCH Trauma and Acute Care Surgery

Dr. Seitz specializes in general and acute care surgery, with special interests in trauma surgery and surgical critical care. He is certified in surgery by the American Board of Surgery.

**Richard J. Strilka, MD, FACS**

Associate Professor of Surgery

Colonel, USAF MC

Dr. Strilka specializes in general surgery, trauma surgery, and military medical education. He is certified by the American Board of Surgery with Added Qualifications in Surgical Critical Care.

**Jonathan R. Thompson, MD, FACS**

Associate Professor of Surgery  
Medical Director of Bariatric Surgery

Dr. Thompson specializes in general surgery, with special interest and expertise in bariatric surgery and advanced laparoscopy. He is certified by the American Board of Surgery and is a member of the American Society for Metabolic and Bariatric Surgery.

**Betty J. Tsuei, MD, FACS, FCCM**

Professor of Surgery  
Director, UCMC Surgical Critical Care

Dr. Tsuei specializes in trauma and surgical critical care and the care of injured and critically ill adult patients, with interests in ARDS, sepsis, multi-system organ failure, ventilator mechanics, and surgical education. She is certified in general surgery by the American Board of Surgery, with Added Qualifications in Surgical Critical Care.

**Christina P. Williams, MD**

Associate Professor of Surgery


Dr. Williams specializes in general surgery, with special interest and expertise in critical care medicine, acute care surgery, and global surgery. She is certified in surgery by the American Board of Surgery.

**Advanced Practice Providers**

- Ashley Agnew, CNP
- Olivia Gordon, CNP
- Emily Kelly, CNP
- Amber Lanich, CNP
- Elizabeth Linz, CNP
- Ashley Martin, CNP
- Chandra Rhodes, CNP
- Nicholas Rittle, PA-C
- Jessica Straus, CNP
- Sara Tompkins, CNP
- Caleb Von Lehman, CNP
- Shaleen Williams, CNP







**Michael D. Goodman, MD, FACS**

Professor of Surgery

Dario Rodriguez, Jr, Endowed  
Chair in Trauma Surgery

Director, General Surgery  
Research

Associate Director, General  
Surgery Residency Training  
Program

## The Division of General Surgery Research

The Department of Surgery at the University of Cincinnati (UC) has a long and distinguished history of surgical research that is recognized nationally and internationally. Premier surgeon-scientists and postdoctoral researchers are drawn to the UC Department of Surgery to pursue innovative and exciting research in state-of-the-art laboratories, with a focus on applying the discoveries made in the laboratory directly to the bedside for the advancement of patient care. Clinical trials not available elsewhere are also offered for a variety of surgical diseases, giving hope to patients with critical illness who were once considered untreatable.

The research mission is to generate new knowledge of the scientific basis of surgically-related disease and to provide outstanding scientific training for the surgeons and surgeon-scientists of the future. The primary objectives are: 1) to be on the cutting edge of surgical research; 2) to help develop new applications to clinical care; and 3) to provide outstanding research training for surgical residents and surgeon-scientists.

The Department of Surgery occupies 12,000 square feet of state-of-the-art research laboratories in the Surgical Research Unit, the Cardiovascular Center, and the Medical Sciences Building. Additional research space is utilized at the Cincinnati Children's Hospital.

One of the primary research strengths of the section is in the field of injury biology. Our multidisciplinary team investigates the molecular and cellular mechanisms by which insults such as trauma and infection can lead to multiple organ failure and death. This group is comprised of both basic scientists and surgeon-scientists, thereby providing a comprehensive approach to scientific problems that have clinical significance. These investigators have multiple federally-funded research projects, including molecular mechanisms of hemorrhagic shock and the impact of novel resuscitation strategies, coagulation after traumatic brain injury, and alterations in immune function leading to chronic critical illness. Additionally, the Surgical Research Unit houses the Surgical Immune Monitoring Laboratory. The mission of this laboratory is to provide comprehensive immune monitoring 1) to associate clinical outcomes with immune metrics and 2) for personalized testing of potential immune modulating therapies. Currently, the laboratory conducts immune monitoring with colleagues from General Surgery, Vascular Surgery, Oral and Maxillofacial Surgery, Surgical Oncology, and Burn Surgery.

## UC Institute for Military Medicine

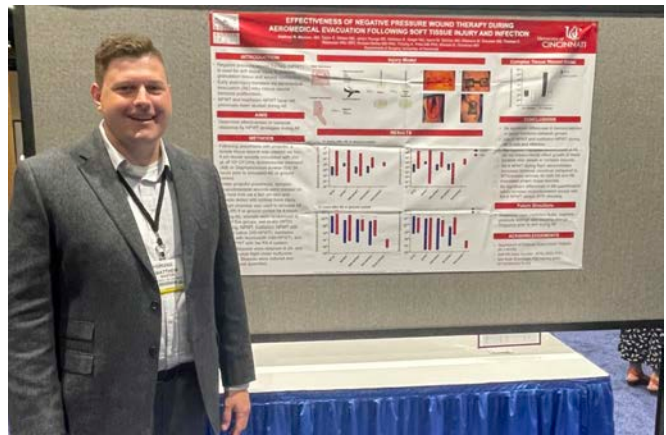
Leveraging our unique expertise in injury biology, members of the division and their clinical colleagues in the division of trauma and critical care, as well as members of other UC departments, have partnered with various branches of the United States military to form the UC Institute for Military Medicine.

The mission of the Institute is to discover the scientific basis of severe injury and then utilize this knowledge in the care of combat casualties. Current research projects are centered on determining how combat-related traumatic injury can lead to changes at the cellular and molecular levels that contribute to increased rates of infection in multiple organ failure and death. These projects are funded by the Department of Defense, United States Air Force, Office of Naval Research, and the National Institutes of Health (NIH).

## Research Training

An important part of the research mission of the Department of Surgery is the training of surgical residents and medical students from the UC College of Medicine, as well as visiting students and fellows from other national and international universities. Many of our surgical residents pursue a mentored 2- or 3-year research elective in the laboratory of one of our investigators or surgeon-scientists.

These research fellowships are supported by a T32 training grant from the National Institutes of Health as well as by individual grants from the NIH and various prestigious surgical organizations including the American College of Surgeons, the Society of University Surgeons, the Shock Society, Surgical Infection Society, and others. Surgical research conducted by surgical residents and other research fellows is highlighted by many platform and poster presentations at annual national meetings of the American



College of Surgeons, the Association for Academic Surgery, the Society of University Surgeons, the Society for Surgical Oncology, the Society for Surgery of the Alimentary Tract, Shock Society, the American Heart Association, American Association for Cancer Research and the American Gastroenterology Association, among others, as well as numerous prestigious basic science conferences such as the Federation of American Societies of Experimental Biology.

Research within the department and related disciplines is showcased at the weekly Surgical Research conferences as well as at Surgical Grand Rounds.

## Residents in the Laboratory 2022-2023

**M. Ryan Baucom, MD** (Mentor: Michael Goodman, MD)

**Michela M. Carter, MD** (Mentor: Fizan Abdullah, MD)

**Ryan C. Chae, MD** (Mentor: Timothy Pritts, MD, PhD)

**Zishaan A. Farooqui, MD, PhD** (Mentor: Takanori Takebe, MD, PhD)

**Stephen J. Hartman, MD** (Mentor: Greg Tiao, MD)

**Kevin Kulshrestha, MD** (Mentor: David Morales MD)

**Adam D. Price, MD** (Mentor: Michael Goodman, MD)

**Mordechai G. Sadowsky, MD** (Mentor: William Petraiuolo, MD)

**Emily J. Schepers, MD** (Mentor: Alex Bondoc, MD)

**Dhavan N. Shah, MD** (Mentors: David Bentrem, MD & Hidayatullah Munshi, MD)

**Stephanie Sisak, MD** (Mentor: Timothy Pritts, MD, PhD)

**Jenna N. Whitrock, MD** (Mentor: Shimul Shah, MD)





## 2023 Resident Research Competition Awards

Department of Surgery Resident Research Awards for research presentations given at Surgical Grand Rounds on May 24, 2023.

### Basic Science:

#### Finalists were:

1. Zishaan A. Farooqui, MD, PhD
2. Stephen J. Hartman, MD
3. Emily J. Schepers, MD
4. Stephanie Sisak, MD

**Winner: Stephanie Sisak, MD:** "Microvesicles from stored red blood cells induce P-selectin and Von Willebrand factor release from endothelial cells in a protein kinase C-dependent mechanism."

### Clinical Section:

#### Finalists were:

1. M. Ryan Baucom, MD
2. Zishaan A. Farooqui, MD, PhD
3. Kevin Kulshrestha, MD
4. Adam D. Price, MD

**Winner: Kevin Kulshrestha, MD:** "Up to an hour of donor CPR does not predict pediatric heart transplantation survival."

## Other Resident Research Awards and Presentations 2022-2023

Baucom M, Price A, Weissman N, England L, Schuster R, Pritts T, Goodman M. Misoprostol, but not DDAVP increases platelet aggregability after TBI in mice treated with aspirin. 18th Annual Academic Surgical Congress, Feb 9, 2023.

Baucom M, Wallen T, Price A, Caskey C, Schuster R, Smith M, Blakeman T, Strilka R, Goodman M. Validation of preload assessment technologies at altitude in a porcine model. 18th Annual Academic Surgical Congress, Feb 8, 2023.

Baucom M, Wallen T, Price A, Smith P, Kopchak M, MacKinnon A, Weissman N, Schuster R, Pritts T, Goodman M. Predictive value of early inflammatory markers in trauma patients. 36th EAST Annual Scientific Assembly, Jan 20, 2023.

Baucom M, Wallen T, Ammann A, England L, Schuster R, Pritts T, Goodman M. Blood component resuscitative strategies to mitigate endotheliopathy in a murine hemorrhagic shock model. Raymond Alexander Resident Research Paper Competition. 36th EAST Annual Scientific Assembly, Jan 20, 2023.

Baucom M, Wallen T, Youngs J, Singer K, Blakeman T, Schuster R, Strilka R, Pritts T, Goodman M. Effectiveness of negative pressure wound therapy during aeromedical evacuation following soft tissue injury. Military Health System Research Symposium, Sep 13, 2022.

Baucom M, Wallen T, Singer K, Youngs J, Schuster R, Blakeman T, McGuire J, Strilka R, Goodman M. Post-injury treatments to mitigate the deleterious effects of aeromedical evacuation after TBI in a porcine model. Military Health System Research Symposium, Sep 13, 2022.

Chae RC. 3rd Place for resident research competition at the Ohio Chapter of the American College of Surgeons, May 2023, Columbus, Ohio. "Supplementation with the poly-phenol oleuropein fails to reduce the red blood cell storage lesion." Chae RC, Sisak S, Schuster RM, Joseph B, Caldwell CC, Lentsch AB, Pritts TA.

Chae RC, Sisak S, Schuster RM, Joseph B, Lentsch AB, Caldwell CC, Goodman MD, Pritts TA. The whole is greater than the sum of its parts: the red blood cell storage lesion in whole blood and packed red blood cells plus plasma. Poster presentation. 46th annual conference on Shock, June 2023.

Kulrestha K. Cincinnati Children's Heart Institute Executive Co-Directors' Award for Fellow Poster Presentation, Third Place.

Price AD, Chae RC, Fox J, et al. A residency-based analysis of the knowledge, skills, and ability clinical readiness scoring: A pilot study of KSA specificity. Oral Presentation, American College of Surgeons Clinical Congress, Boston, MA, October 22-25, 2023.

Price AD, Baucom MR, Wallen TE, et al. Late tranexamic acid administration after TBI continues to confer immunologic benefit. Oral Presentation, Annual Conference on Shock, Portland, OR, June 17-20, 2023.

Price AD, Baucom MR, Schuster R, et al. Hypoxia induces system inflammation in a murine model. Oral Presentation, Ohio Chapter of the American College of Surgeons, Columbus, OH, May 12-13, 2023.

Price AD, Turner KM, Hartman SJ, et al. Defining the denominator: A national analysis of neoadjuvant chemotherapy and progression to surgery in pancreatic ductal adenocarcinoma. Oral Presentation, Pancreas Club, Chicago, IL, May 5-6, 2023.

Price AD. Defining the denominator: A national analysis of neoadjuvant chemotherapy and progression to surgery in pancreatic ductal adenocarcinoma. Oral Presentation, UC Department of Surgery Resident Research Competition, Cincinnati, OH, May 24, 2023.

Price AD, Baucom MR, Blakeman TC, et al. Just say NO: Inhaled nitric oxide effect on respiratory parameters following TBI in a porcine model. Oral presentation, Academic Surgical Congress, Houston, TX, February 7-9, 2023.

Price AD, Whitrock JN, Foote DC, et al. Defining the disparity: A multi-institutional analysis of factors associated with suboptimal operative volume during residency. Oral presentation, Academic Surgical Congress, Houston, TX, February 7-9, 2023.

Sadowsky M. Medical student perceptions of gender inequality in surgery impacts their career interest. Oral presentation, Academic Surgical Congress, Houston, February 2023.

## Full-Time Research Faculty

### Alex B. Lentsch, PhD

Professor

BS – Biological Sciences, Northern Kentucky University

PhD – Physiology and Biophysics, University of Louisville

Postdoctoral Training – Immunopathology, University of Michigan

Research Interests – Inflammation, ischemia/reperfusion injury, hemorrhagic shock, sepsis

### Charles C. Caldwell, PhD

Professor

BA – Chemistry, University of California, San Diego

PhD – Biochemistry, San Diego State University

Postdoctoral Training – Immunology, Laboratory of Immunology, NIAID, NIH

Research Interests – Host immune response to sepsis and trauma injury

### Michael D. Goodman, MD

Professor

BS – Biology, Duke University

MD – University of Cincinnati

Fellowship – University of Texas Health Science Center

Research Interests – Traumatic brain injury, shock, hemorrhage and endotheliopathy

### Erich Gulbins, MD, PhD

Professor

Chair and Director, Department of Molecular Biology, University of Essen, Germany

MD and PhD – University of Heidelberg, Heidelberg, Germany

Postdoctoral Training – Immunology, La Jolla Institute of Allergy and Immunology

Research Interests – Sphingolipids in surgical pathology

### Sameer H. Patel, MD

Associate Professor

BS – Emory University

MD, Emory University

Fellowship – UT MD Anderson Cancer Center

Research Interests – Pancreas, hepatobiliary, gastrointestinal, and soft tissue malignancies

### Timothy A. Pritts, MD, PhD

Professor

BS – Illinois Wesleyan University

MD – Northwestern University

Ph.D. – University of Cincinnati

Research Interests – Storage of the red blood cell lesion, resuscitation, and the inflammatory response to hemorrhage

### Gregory C. Wilson, MD

Assistant Professor

BS – University of Dayton


MD – University of Louisville

Fellowship – University of Pittsburgh

Research Interests – Pancreatic cancer

Additional information on the section of general surgery can be viewed at [med.uc.edu/depart/surgery](https://med.uc.edu/depart/surgery).





**Deepak G. Krishnan,  
DDS, FACS**

Professor of Clinical  
Surgery  
Chief, Section of Oral and  
Maxillofacial Surgery  
deepak.krishnan@uc.edu  
513-584-2586

## The Section of Oral and Maxillofacial Surgery

The section of oral and maxillofacial surgery is a center for evaluation, diagnosis, prevention and treatment of diseases, disorders and conditions of the oral cavity, maxillofacial area, and the adjacent and associated structures. Of late, the demands from the community have encouraged the section to provide oral healthcare beyond surgical services.

Through UC Health, the section offers services that include correction of dental facial deformities, treatment of maxillofacial pathology, as well as comprehensive care for maxillofacial trauma victims. The section's practice at the UC Health Physicians Office in Clifton, Rookwood, West Chester and UC Health Holmes Hospital treats patients with dental facial deformities, trauma, dental implant needs, reconstructive jaw surgery, temporomandibular joint (TMJ) surgery, impacted teeth, and head and neck tumors. Pediatric maxillofacial surgical services are provided through Cincinnati Children's hospital. The service also treats patients at the Veterans Affairs Medical Center in Cincinnati.

The section has expanded their services to include the management of oro-facial pain, non-surgical management of TMJ disorders, dental devices for sleep apnea, maxillofacial prosthodontics and anaplastology, and oral and maxillofacial pathology.

To increase the footprint of UC oral and maxillofacial surgery in our community, our surgeons have recently started seeing patients in our new Rookwood location in the Norwood/ Hyde Park area.

All locations contain surgical suites equipped with ambulatory anesthesia services and the latest in-office digital imaging capabilities.

## History of the OMS Residency Training Program

The Division of Oral & Maxillofacial Surgery residency program has been in existence since 1913-14. John R. Callahan (1853–1918), who was a pioneer in the field of dentistry and particularly dental research in the late 19th and early 20th centuries, is credited with the founding of the program.



The training program first gained accreditation in 1957 by the Commission on Dental Accreditation (CODA) of the American Dental Association (ADA). Our program is the leading source for Oral & Maxillofacial education and patient care in the greater Cincinnati area.

## Research

We are currently engaged in studying the following clinical and social impact areas:

- Use of buffered lidocaine in mandibular and maxillary extractions.
- Use of buffered lidocaine in the setting of odontogenic infections.
- Incidence of medication-related osteonecrosis of the jaw (MRONJ) in young adult and pediatric populations.
- Determining if deep space neck infection (DSNI) outcomes can be associated with temporal immune assays.
- The burden of cost placed on patients seeking care for facial trauma.
- The risks and complications associated with non-invasive positive pressure ventilation in patients with paranasal sinus and orbital fractures.
- Immunophenotyping inflammatory responses.

## Grants

Immune Correlations of Neck Infections with Clinical Outcomes (ICONICO) study. Funding agency: Oral and Maxillofacial Surgery Foundation. Amount: \$150,000. Period: January 2022 - December 2023.

Resident Education in Oral Implant Reconstruction. Funding agency: Nobel BioCare. Amount: \$70,000. Period: July 2022 - ongoing.

## Recent Publications

Oral and Maxillofacial Surgery faculty and residents had several publications during the past year including these peer-reviewed journal articles:

Dickerson DM, Mariano ER, Szokol JW, et al. Multiorganizational consensus to define guiding principles for perioperative pain management in patients with chronic pain, preoperative opioid tolerance, or substance use disorder. *Reg Anesth Pain Med.* 2023 Apr 25;rapm-2023-104435. PMID: 37185214

Steed MB, Quereshy FA, Stanton DC, Krishnan DG. SCORE for OMS: A learning management system supporting curriculum for advanced training programs in oral and maxillofacial surgery. *J Oral Maxillofac Surg.* 2022 Nov;80(11):1726-1730. PMID: 36332993

Verma P, Curtis C, Darisi RD, Hooker KJ, Yin B, Tewari A, Triana RR, Krishnan DG. Is psychiatric illness associated with risk for postoperative complications in the outpatient setting? *J Oral Maxillofac Surg.* 2023 Jun;81(6):763-771. PMID: 36841259

Krishnan DG. Artificial intelligence in oral and maxillofacial surgery education. *Oral Maxillofac Surg Clin North Am.* 2022 Oct 9;S1042-3699(22)00017-6. Online ahead of print. Review. PMID: 36224076

Ravi P, Burch MB, Farahani S, et al. Utility and costs during the initial year of 3D printing in an academic hospital. *J Am Coll Radiol.* 2023 Feb;20(2):193-204. PMID: 35988585

Wanasathop A, Choi HA, Nimmansophon P, et al. Permeability of fresh and frozen porcine and human gingiva and the effect of storage duration. *Pharmaceutics.* 2023 May 13;15(5):1492. PMID: 37242734

Rabinowitz YA, Hooker KJ, Hanseman DJ, et al. What happens to full mouth extraction patients? A retrospective review of patient mortality at an academic medical center. *J Oral Maxillofac Surg.* 2022 Nov; 80(11):1827-1835. PMID: 35922012

Ingavale SM, Krishnan DG, Goswami T. Validation of experimental and finite element biomechanical evaluation of human cadaveric mandibles. *Lubricants [Special Issue: Synovial Lubricated Joints – Devices and Mechanical Behavior].* 2022 July; 10(8):169.

Wanasathop A, Nimmansophon P, Murawsky M, Krishnan DG, Li SK. Iontophoresis on porcine and human gingiva. *Pharm Res.* 2023 Aug;40(8):1977-1987. Epub 2023 May 31. PMID: 37258949

Wolfe CR, Krishnan DG, Ortiz SN, Triana RR. Facial appearance as core expression scale: Benchmarks and properties. *J Maxillofac Oral Surg.* 2022; October 1.





## Faculty

### **Deepak G. Krishnan, DDS, FACS**

Professor of Clinical Surgery

Chief, Section of Oral and Maxillofacial Surgery

Director, Residency Program in Oral and Maxillofacial Surgery

Dr. Krishnan specializes in surgical correction of facial deformities, surgery of temporomandibular joint, facial trauma, pediatric maxillofacial surgery, oral and maxillofacial implantology, benign maxillofacial pathology and reconstructive surgery. He is certified by the American Board of Oral and Maxillofacial Surgery and is a Fellow of the American College of Surgeons. Dr. Krishnan serves in several prominent roles in multiple national and international professional organizations including as one of the directors of the American Board of Oral and Maxillofacial Surgery.

### **Michael J. Grau, Jr., DMD**

Affiliate Associate Professor of Clinical Surgery at the VA

Dr. Grau, a Cincinnati native, received his advanced training in OMS at the University of Cincinnati. He practices a broad scope of OMS with a special interest in implantology, trauma and reconstruction. Dr. Grau is certified by the American Board of Oral and Maxillofacial Surgery. He recently stepped down as the program director for the residency program and has moved to the VAMC as an affiliate with the section.

### **Jimmie Harper, DDS, MS**

Assistant Professor of Clinical Surgery

Dr. Harper received his dental degree from the Ohio State University School of Dentistry. Upon graduation, he served in the United States Air Force as a restorative dentist for three years. He returned to the Ohio State University in 1982 to train in Oral & Maxillofacial Surgery and completed his training in 1986. While at Ohio State, Dr. Harper was involved in research and completed the requirements for his Master of Science degree. During his chief year of residency, Dr. Harper received USAF sponsorship and upon graduation, he returned to active duty, serving as base Oral & Maxillofacial Surgeon at Carswell AFB in Ft. Worth, TX. Dr. Harper returned to Ohio in 1989 to join Cincinnati Oral & Maxillofacial Surgery, Inc.

### **Andres Flores Hidalgo, MS, DDS**

Clinical Instructor- Oral and Maxillofacial Pathology

Dr. Flores is the latest member of the OMS team. He obtained his dental degree from the Central University of Venezuela, where he then pursued residency training in Oral Surgery from Case Western Reserve University School of Dental Medicine, followed by a fellowship in Molecular Pathology and Cytogenetics and Oral and Maxillofacial Pathology from University of North Carolina Chapel Hill. His services will be utilized in OMS, ENT, and Pathology.

### **Hether Khosa, DDS**

Clinical Instructor

Dr. Khosa joined our faculty following her training at University of Maryland's Oral and Maxillofacial Surgery residency program and the Adams Cowley Shock Trauma Center. She has a particular interest in management of facial trauma and brings skills such as TMJ arthroscopy and complex dental implant surgery. Dr Khosa is a diplomate of the American Board of Oral and Maxillofacial Surgery.

### **Mi Young Kim, DMD, CDT**

Clinical Instructor – Oral and Maxillofacial Prosthodontics and Anaplastology

Dr. Kim obtained her dental degree from the University of Alabama at Birmingham, where she then pursued residency training in Prosthodontics followed by a fellowship in Maxillofacial Prosthodontics. Her services will be utilized in OMS, ENT, and Plastic Surgery to help rehabilitate patients following trauma and resections for head and neck pathology with prosthetic facial features and teeth

### **Dave Morrison, DMD**

Assistant Professor

Dr. Morrison, a Cincinnati native, is a recent addition to UC Oral and Maxillofacial Surgery. He received his Doctorate of Dental Medicine from the University of Kentucky. Dr. Morrison received his advanced training in OMS at the University of Texas Southwestern Medical Center. He obtained board certification by the American Board of Oral and Maxillofacial Surgery in 1996. Currently Dr. Morrison is the Vice President of the American Association of Oral and Maxillofacial Surgeons.

### **James A. Phero, Jr., DDS, MD**

Assistant Professor

A Cincinnati native, Dr. Phero returns home after spending the last 10 years in Chapel Hill, North Carolina, where he attended Dental and Medical Schools at the University of North Carolina, Chapel Hill, and obtained his OMS training focused on orthognathic surgery, TMJ surgery and management of benign maxillofacial pathology. Dr. Phero is a diplomate of the American Board of Oral and Maxillofacial Surgery.

### **Gary S. Robins, DMD**

Volunteer Assistant Professor of Surgery

Dr. Robins is a highly accomplished provider in the diagnosis and management of orofacial pain, temporomandibular disorders (TMD) and dental sleep medicine. He has been affiliated with the department since 1981. Dr. Robins also has appointments with the Headache and Facial Pain Program within the UC Neuroscience Institute. Dr. Robins' practice is limited to the management of patients who have orofacial pain and TMD, but he also works with Sleep Physicians (since 1996) who diagnose obstructive sleep apnea and has made over 1,000 oral sleep appliances since that time for patients who have difficulty with or do not want to use a CPAP (continuous positive airway pressure) machine.

### **Jue Wang, DDS, PhD**

Affiliate Assistant Professor – Orthodontics

Dr. Wang is a craniofacial orthodontist based at CCHMC. She treats children and young adults who need braces, including those who need jaw surgery, and those with cleft lip and palate or craniofacial syndromes. She is well published and clinically active but always finds time to partake in resident education and leads the monthly orthognathic surgery case conference for the division.

### **Alexa Allen, CNP**

Nurse Practitioner

Ms. Allen was first an RN in OMS and subsequently serves as the division's nurse practitioner. Alexa maintains a busy practice of outpatient surgical consults and in-patient post-surgical education following major surgery.

## **Volunteer Faculty:**

Krishnamurthy Bonanthaya, MBBS, MDS, FDSRCS, FFDRCS  
Randall Stastny, DMD

## **Emeriti Faculty:**

Robert Horton, DDS  
Robert D. Marciani, DMD

Additional information on the section of oral and maxillofacial surgery can be viewed at [med.uc.edu/depart/surgery](http://med.uc.edu/depart/surgery)





**Daniel von Allmen, MD**  
 Professor of Surgery  
 and Pediatrics  
 Surgeon-in-Chief, Children's  
 Hospital Medical Center  
 Daniel.Vonallmen@cchmc.org  
 513-636-4371



**Gregory M. Tiao, MD**  
 Professor of Surgery  
 Frederick C. Ryckman Chair of  
 Pediatric Surgery  
 Chief, Affiliate Section of  
 Pediatric Surgery  
 Surgical Director, Pediatric  
 Liver Transplantation  
 Director, Pediatric Surgery  
 Residency Program  
 Greg.Tiao@cchmc.org  
 513-636-4371

## The Affiliate Section of Pediatric Surgery

The University of Cincinnati affiliate section of pediatric surgery offers innovative treatment for childhood and adolescent injuries and diseases, including bariatric surgery, chest wall deformities, colorectal surgery, complex esophageal procedures, in-utero fetal procedures, solid organ and small-bowel transplants and total pancreatectomy and islet auto-transplantation. Faculty in the affiliate section of pediatric surgery see patients at the Cincinnati Children's Hospital Medical Center (CCHMC), a nationally and internationally recognized leader in the treatment and research of pediatric and adolescent diseases. The institution draws patients from all 50 states and over 40 countries each year and is the only Level I pediatric trauma center in southwestern Ohio, northern Kentucky, and southeastern Indiana.

Minimally invasive surgery is routinely performed and includes procedures for congenital anomalies, Hirschsprung's disease, imperforate anus, inflammatory bowel disease, anti-reflux surgery, and lung resections.

The CCHMC colorectal program was one of the first centers established in the country focused on pediatric colorectal disease attracting national and international referrals. With a focus on imperforate anus, inflammatory bowel disease and motility disorders along with bowel management, they remain one of the busiest programs in the country.

The CCHMC Fetal program recently established a maternal delivery unit at CCHMC, making it one of the few programs in the country with this service line in a freestanding children's hospital. The in-utero procedures offered include fetoscopic tracheal occlusion, myelomeningocele repair, EXIT procedures, and lung and tumor resections.

The CCHMC Solid Organ Transplant program is recognized as one of the premier pediatric liver and kidney transplant programs in the world, having transplanted over 750 and 700 liver and kidney transplant recipients, respectively. The Pancreas Care center, a collaborative program with the division of Hepatology and Gastroenterology, provides comprehensive evaluation for patients with pancreatitis and offers the total pancreatectomy islet autotransplant procedure.

The CCHMC Comprehensive Weight Management Program provides clinical evaluation of significantly overweight children, emphasizing behavioral approaches to modify eating habits and physical activities. The Bariatric Surgery Center provides minimally invasive and open surgical options to achieve weight loss in severely obese adolescents who have been unsuccessful with other approaches.

The CCHMC Chest Wall Deformity Center of Cincinnati provides clinical evaluation of children and adults, as well as minimally invasive surgery (Nuss procedure) for pectus excavatum patients. Cincinnati Children's Hospital is one of the leading hospitals in the country to offer a non-surgical method to correct pectus carinatum.

The affiliate section of pediatric surgery continues to draw research funding from both intramural and extramural agencies. Several state and local grants fund injury prevention and trauma research programs. The annual extramural research funding for the section exceeds \$2 million per year, with six investigators receiving NIH funding.

These unique capabilities have made the Pediatric Surgery Residency Training Program one of the top programs in North America for pediatric surgeons.



## Faculty

### **Daniel von Allmen, MD, FACS**

Professor of Surgery and Pediatrics

Lester Martin Chair of Pediatric Surgery

Surgeon-in-Chief, Cincinnati Children's Hospital Medical Center

Dr. von Allmen specializes in pediatric surgical oncology, pediatric inflammatory bowel disease, surgical innovation, surgical robotics, and quality improvement. He is certified by the American Board of Surgery, with Added Qualifications in Pediatric Surgery.

### **Gregory M. Tiao, MD, FACS**

Professor of Surgery

Frederick C. Ryckman Chair of Pediatric Surgery

Division Director, Pediatric General & Thoracic Surgery

Surgical Director, Pediatric Liver and Intestine Transplantation Program

Associate Director, Pediatric Surgery Fellowship

Dr. Tiao specializes in liver, kidney and small bowel transplantation, hepatic-based malignancies, hepatobiliary disease with a focus on biliary atresia, and neonatal surgery. His NIH-funded laboratory investigates the mechanisms of biliary atresia formation. He is certified by the American Board of Surgery, with Added Qualifications in Pediatric Surgery and the American Society of Transplant Surgery.

### **Alex Bondoc, MD**

Associate Professor of Surgery

Surgical Director, Pediatric Renal Transplantation Program

Dr. Bondoc specializes in liver, kidney and small bowel transplantation, hepatobiliary surgery, and minimally invasive surgery. His research effort is focused on the pathophysiology of hepatoblastoma. He is certified by the American Board of Surgery, with Added Qualifications in Pediatric Surgery and the American Society of Transplant Surgery.





### **Rebecca L. Brown, MD**

Professor of Surgery and Pediatrics  
Associate Director, Pediatric Trauma Service

Dr. Brown specializes in general pediatric surgery, trauma, injury prevention, chest wall deformities and minimally invasive surgery. She is certified by the American Board of Surgery, with Added Qualifications in Pediatric Surgery.

### **A. Roshni Dasgupta, MD**

Professor of Surgery  
Associate Division Director, Pediatric & Thoracic Surgery  
Surgical Director, Vascular Malformations Center  
Director, Vascular Malformations and Oncology  
Subspecialty Fellowship

Dr. Dasgupta specializes in pediatric surgical oncology, hemangiomas and vascular malformations, and NSQIP quality improvement. She is certified by the American Board of Surgery, with Added Qualifications in Pediatric Surgery.

### **Suzanne E. Evans, MD**

Assistant Professor of Surgery

Dr. Evans specializes in liver, kidney, and intestinal transplant surgery. She is certified by the American Board of Surgery, with Added Qualifications in the American Society of Transplant Surgery.

### **Richard A. Falcone, Jr., MD**

Professor of Surgery  
Chief of Staff

Dr. Falcone specializes in pediatric trauma, colorectal disorders, inflammatory bowel disease, and minimally invasive surgery including laparoscopy, ECMO, neonatal surgery, and surgical oncology. His research interests include health disparities in pediatric injury, trauma education through simulation, anorectal malformations, and injury prevention. He is certified by the American Board of Surgery, with Added Qualifications in Pediatric Surgery.

### **Jason S. Frischer, MD**

Professor of Surgery and Pediatrics  
Associate Division Director, Pediatric & Thoracic Surgery  
Director, Colorectal Center  
Director, Colorectal Subspecialty Fellowship  
Director, Extracorporeal Membrane Oxygenation (ECMO) Program

Dr. Frischer specializes in congenital anorectal malformations, minimally invasive surgery, inflammatory bowel disease, and neonatal critical care. He is certified by the American Board of Surgery, with Added Qualifications in Pediatric Surgery.

### **Laura A. Galganski, MD**

Assistant Professor of Surgery

Dr. Galganski specializes in fetal and neonatal surgery. She is certified by the American Board of Surgery, with Added Qualifications in Pediatric Surgery.

**Victor F. Garcia, MD, FACS**

Professor of Surgery and Pediatrics  
Director Chest Wall Deformities Center  
Founding Director, Pediatric Trauma Services

Dr. Garcia specializes in pediatric trauma, injury prevention, chest wall deformity, minimally invasive surgery, surgical weight loss, and minority health care. He is certified by the American Board of Surgery, with Added Qualifications in Pediatric Surgery and Surgical Critical Care.

**Aaron P. Garrison, MD**

Associate Professor of Surgery  
Director, Pediatric Surgery Fellowship  
Surgical Director, Burnet Campus

Dr. Garrison specializes in pediatric colorectal and esophageal surgery. He is certified by the American Board of Surgery, with Added Qualifications in Pediatric Surgery.

**Juan Gurria, MD**

Assistant Professor of Surgery  
Director, Surgical Critical Care  
Director, Surgical Critical Care Fellowship

Dr. Gurria specializes in pediatric trauma, chest wall deformities, pancreatic disease, and general pediatric surgery. He also has a special focus in critical care and clinical outcomes research. He is certified by the American Board of Surgery.

**Michael A. Helmrath, MD, FACS**

Professor of Surgery  
Richard and GERALYN Azizkhan Chair of Pediatric Surgery  
Director of Surgical Research  
Surgical Director, Intestinal Rehabilitation Center  
Director, Center for Stem Cell & Organoid Medicine (CuSTOM)

Dr. Helmrath specializes in short bowel syndrome. His primary research interests are in intestinal stem cells and organoids with a clinical research effort focused on morbid obesity. He has multiple grants from the NIH and leads the CuSTOM effort at CCHMC in which organoids based translational research is being converted into direct patient care. He is certified by the American Board of Surgery, with Added Qualifications in Pediatric Surgery.

**Meera Kotagal, MD**

Assistant Professor of Surgery  
Director, Trauma Services  
Director, Pediatric Surgery Global Health Program  
Director, Pediatric Surgery International Fellowship

Dr. Kotagal specializes in pediatric surgical oncology and neonatal surgery. Her research focus is global health and she has established a global outreach effort in Uganda. Additionally, she is conducting research on trauma outcomes within the local pediatric population. She is certified by the American Board of Surgery with Added Qualifications in Pediatric Surgery.





### **Foong-Yen Lim, MD**

Professor of Surgery  
Surgical Director, Fetal Care Center of Cincinnati  
Director, Fetal Surgery Subspecialty Fellowship

Dr. Lim specializes in fetal and neonatal surgery, lung malformations, diaphragmatic hernia, neonatal tumors, minimally invasive surgery, and ECMO. He is certified by the American Board of Surgery, with Added Qualifications in Pediatric Surgery.

### **Jonathan Merola, MD, PhD**

Assistant Professor of Surgery

Dr. Merola specializes in liver, kidney, and intestinal transplant surgery. He is conducting research focused on hepatocyte transplant and modifying organs to make them last longer and less prone to rejection. He is certified by the American Board of Surgery, with Added Qualifications from the American Society of Transplant Surgery.

### **Jose L. Peiro, MD**

Professor of Surgery  
Cincinnati Fetal Center Director – Endoscopic Fetal Surgery

Dr. Peiro specializes in fetal surgical procedures including the treatment of myelomeningocele and diaphragmatic hernia. He has developed innovative minimally invasive fetal procedures and directs a laboratory effort examining fetal neural and pulmonary development, as well as new potential fetal therapies. His R01 focuses on the development of a smart patch for in utero treatment of myelomeningocele.

### **Todd Ponsky, MD**

Professor of Surgery

Dr. Ponsky specializes in minimally invasive surgery, surgical innovation, and quality improvement. He is a pioneer in education, establishing the Globalcast Education Enterprise, an internet-based platform to advance the care of children around the world. He is certified by the American Board of Surgery, with Added Qualifications in Pediatric Surgery.

### **Nelson G. Rosen, MD**

Professor of Surgery  
Associate Director, Colorectal Center

Dr. Rosen specializes in congenital anorectal malformations, inflammatory bowel disease, neonatal critical care, and minimally invasive surgery. He is certified by the American Board of Surgery, with Added Qualifications in Pediatric Surgery.

### **Beth Rymeski, DO**

Associate Professor of Surgery  
Surgical Director, NICU Colorectal Center for Children  
Associate Surgical Director, Fetal Care Center

Dr. Rymeski specializes in fetal and colorectal surgery. She is currently conducting research on treatment algorithms for both ovarian neoplasms and pilonidal cysts. She is certified by the American Board of Surgery, with Added Qualifications in Pediatric Surgery.

### **Soona Shin, PhD**

Associate Professor of Surgery

Dr. Shin specializes in liver cancer and liver stem cell research. She was awarded an R37 grant from the NIH focused on progenitor cells and the development of HCC.

### **Nikolai Timchenko, PhD**

Professor of Surgery  
Leader of Liver Tumor Program

Dr. Timchenko specializes in liver biology. His work investigates mechanisms of liver cancer, liver proliferation after surgical resections, and non-alcoholic fatty liver disease.

### **Paul Wales, MD**

Professor of Surgery  
Zeigler Chair of Pediatric Surgery  
Surgical Co-Director, Intestinal Rehabilitation Center

Dr. Wales specializes in intestinal rehabilitation. His primary research interests are in short gut syndrome and the rehabilitation from intestinal loss. He partners with Dr. Helmrath in the translational clinical research effort by which intestinal organoids are applied to disease processes. He is certified by the Royal College of Physicians and Surgeons of Canada, with Added Qualifications in Pediatric Surgery.

### **Ashley E. Walther, MD**

Assistant Professor of Surgery  
Surgical Lead, Aerodigestive and Esophageal Center  
Co-Director, Center for Bariatric Surgery

Dr. Walther specializes in bariatric, aerodigestive, and esophageal surgery. She is certified by the American Board of Surgery, with Added Qualifications in Pediatric Surgery.

Additional information on the affiliate section of pediatric surgery can be viewed at [med.uc.edu/department/pediatric-surgery](http://med.uc.edu/department/pediatric-surgery).



**Sonu A. Jain, MD**

Professor of Surgery  
Chief, Section of Plastic,  
Reconstructive and Hand  
Surgery/Burn Surgery  
Director, Division of Plastic  
and Reconstructive Surgery  
Sonu.Jain@uc.edu  
513-558-4363  
*Effective 1/1/2024*

The Section of  
**Plastic, Reconstructive  
and Hand Surgery/Burn  
Surgery**

The section of plastic, reconstructive and hand surgery/burn surgery is composed of Cincinnati Children's Hospital Medical Center and the University of Cincinnati (UC) Medical Center. Collaboration among our group members has been a defining strength of academic plastic surgery at the University of Cincinnati since the group was founded by Dr. Henry W. Neale in 1978.

**Cincinnati Children's Hospital  
Medical Center**

The world-renowned group at Cincinnati Children's Hospital includes a dynamic basic and translational research group. Ongoing work on bone engineering from adipose-derived stem cells and on minimally invasive craniofacial surgery has been presented at both national and international plastic surgery meetings.

**Faculty:**

**Brian S. Pan, MD**

Associate Professor of Surgery  
Division Chief, Cincinnati Children's Hospital Medical Center

Dr. Pan's practice focuses on craniofacial pediatric plastic surgery. He is certified by the American Board of Plastic Surgery.

**Ann Schwentker, MD**

Professor of Surgery  
Director, Plastic Surgery Residency Program

Dr. Schwentker's practice focuses on pediatric plastic surgery, with an emphasis on brachial plexus reconstruction and ear reconstruction. She is certified by the American Board of Plastic Surgery.



## University of Cincinnati Medical Center

UC Medical Center's division of plastic surgery is a crucial component of our Level I Trauma Center and the Barrett Cancer Center. The division also continues its collaborative effort with the UC Health Drake Center, Cincinnati's primary rehabilitative center for complex wound care.

The faculty of the division of plastic surgery are an integral component of the Women's Center on the campus of West Chester Hospital. Body contouring after weight loss and the full line of aesthetic services are provided there as well.

### Faculty:

#### **Sonu A. Jain, MD**

Professor of Surgery

Chief, Section of Plastic, Reconstructive and Hand Surgery/Burn Surgery

Director, Division of Plastic and Reconstructive Surgery

*(Effective 1/1/2024)*

Dr. Jain specializes in disorders of the hand and wrist, with interest in also helping patients with arthritis, trauma, tendonitis, compression neuropathy and skin cancer. Dr. Jain is certified by the American Board of Plastic Surgery with certificate of added qualification in surgery of the hand.

#### **W. John Kitzmiller, MD**

Professor of Surgery

Dr. Kitzmiller's practice includes complex reconstructive surgery as well as cosmetic surgery of the face and body. He is certified by the American Board of Plastic Surgery with certificate of added qualification in surgery of the hand.

#### **Ryan M. Gobble, MD**

Associate Professor of Surgery

Dr. Gobble specializes in facial and breast reconstructive surgery as well as cosmetic surgery of the face and body. He has research interests in improving outcomes after reconstructive and cosmetic breast implant surgery. Dr. Gobble is certified by the American Board of Plastic Surgery.

#### **Uzar Qazi, MD**

Assistant Professor of Surgery

Dr. Qazi specializes in hand and burn surgery and is Fellowship trained in Hand as well as Burn Surgery.

### Research Faculty:

#### **George F. Babcock, PhD**

Professor of Surgery Emeritus

Adjunct Associate Professor of Pathology

Dr. Babcock's research interest is in the immunologic consequences of burns, infectious disease, and transplantation, including the role of neutrophil and macrophage adhesion in host defense.



**Samantha A. Brugman, PhD**

Assistant Professor, Plastic Surgery Research Faculty  
Cincinnati Children’s Hospital Medical Center

Dr. Brugman’s research focuses on craniofacial development.

**Rulang Jiang, PhD**

Professor, Developmental Biology  
Cincinnati Children’s Hospital Medical Center

Dr. Jiang specializes in molecular developmental biology, and interfaces between the divisions of plastic surgery and developmental biology.

**Yu Lan, PhD**

Associate Professor, Plastic Surgery Research Faculty  
Cincinnati Children’s Hospital Medical Center

Dr. Lan’s research centers on the molecular mechanisms behind craniofacial development.

**Dorothy M. Supp, PhD**

Adjunct Research Associate Professor  
Research Scientist, Cincinnati Children’s Hospital  
Medical Center

Dr. Supp’s research focuses on genetic engineering of cultured skin substitutes.

**Volunteer Clinical Faculty:**

**Kurtis W. Martin, MD**

Clinical Instructor of Surgery  
Private Practice

**Binh Nguyen, MD**

Clinical Instructor of Surgery  
Private Practice

**Kevin A. Shumrick, MD**

Clinical Instructor of Plastic Surgery  
Private Practice

Additional information on the section of plastic surgery can be viewed at [med.uc.edu/depart/surgery](http://med.uc.edu/depart/surgery).







ucincyplasticsurgery  
Akron, Ohio







**Syed A. Ahmad, MD**

Professor of Surgery  
Chief, Section of Surgical  
Oncology  
Vice Chair for Faculty  
Development

The Hayden Family Endowed  
Chair for Cancer Research  
Co-Director, University of  
Cincinnati Cancer Center

Syed.Ahmad@uc.edu  
513-584-8900

Clinical and basic science research by the section's faculty and interdisciplinary collaborations with other researchers in the surgery department and the UC College of Medicine have gained national attention. Patients are offered state-of-the-art treatment protocols and access to innovative clinical trials as part of the UC Cancer Center.

The section of surgical oncology is headquartered at the University of Cincinnati Cancer Center, a comprehensive cancer treatment center accredited by the American College of Surgeons. The majority of operative procedures are performed at University of Cincinnati Medical Center, UC Health West Chester Hospital and The Christ Hospital. The section also provides physician staffing at the UC Health Physicians Office North and Women's Health Center on our West Chester campus to meet the needs for surgical oncology services in northern Cincinnati suburbs.

The University of Cincinnati has formed a strategic partnership with Cincinnati Children's Hospital Medical Center and UC Medical Center to establish the University of Cincinnati Cancer Center (UCCC), a joint cancer center that coordinates oncology care from childhood to adulthood in southern Ohio and beyond. By leveraging the individual cancer strengths of each institution, the UCCC is able to provide innovative multidisciplinary cancer research and highly specialized patient care for children and adults in our region. Together, the UCCC is able to advance care faster, especially for those with complex disease. The vision of the UCCC is to create a world class cancer center leading in innovation to eliminate cancer, with a goal of achieving the highly prestigious National Cancer Institute designation.

## The Section of Surgical Oncology

The section of surgical oncology delivers compassionate state-of-the-art care to patients with cancer and allied diseases, and has the distinction of offering clinical programs that draw patient referrals from across the United States, particularly in the Midwest. Our nationally known physicians are all board certified in general surgery and have supplemental fellowship training in cancer surgery. Recognized by *Best Doctors in America*, as well as by the journals *Cincinnati* and *Cincy Magazine* as top doctors in Cincinnati, our physicians and staff provide an outstanding level of care and work closely with other medical disciplines.





**The surgical oncology section offers:**

- Surgical care for benign and malignant diseases of the thyroid, parathyroid, adrenal glands and pancreas. Dr. Tammy Holm is the only specialty trained endocrine surgeon in Cincinnati.
- Leading-edge therapy for esophageal, colorectal, small bowel and gastric tumors.
- Personalized therapy for primary and recurrent cancers involving the liver, colon, and peritoneum.
- One of the highest volume pancreas surgery practices in the nation.
- Advanced surgical treatments for melanoma, sarcoma and other serious skin and soft tissue malignancies, including being the only site for isolated hyperthermic limb infusion procedures in the Greater Cincinnati area.
- Techniques such as hyperthermic intraperitoneal chemotherapy (HIPEC) for the treatment of primary and metastatic peritoneal malignancies and carcinomatosis. We are the highest volume center in Cincinnati for HIPEC.
- Participation in UC Cancer Center multidisciplinary pancreas, liver, and esophageal disease centers where patients can be seen by physicians from multiple specialties all in one office visit to help quickly begin an optimally sequenced treatment plan without repetitive testing.
- One of the few national sites performing total pancreatectomy and islet cell transplantation for chronic pancreatitis. We have one of the largest experiences in the world with this procedure.

- Surgical resection of the breast can be coordinated with immediate reconstruction by our plastic surgeons, should the patient be eligible from a cancer and reconstructive perspective.
- Discussions of complex patient treatment plans at tumor board conferences for all major cancer types.
- Minimally invasive cancer surgery approaches for the pancreas, liver, esophagus, stomach, spleen, adrenal gland and colon.
- Robotic surgery for liver, pancreas, stomach, and esophageal diseases.

**Faculty**

**Syed A. Ahmad, MD, FACS**

Professor of Surgery  
 Chief, Section of Surgical Oncology  
 Vice Chair for Faculty Development  
 The Hayden Family Endowed Chair for Cancer Research  
 Co-Director, University of Cincinnati Cancer Center

Dr. Ahmad specializes in the treatment of patients with gastrointestinal, pancreatic and liver cancer. He is certified by the American Board of Surgery and fellowship trained in Surgical Oncology.

**Alicia Heelan, MD, MS**

Assistant Professor of Surgery

Dr. Heelan specializes in the treatment of breast disease from benign disease to high-risk lesions to malignancy. She also has a particular interest in surgical oncology. She is certified by the American Board of Surgery and fellowship trained in Breast Oncology.

**Tammy M. Holm, MD, PhD, FACS**

Associate Professor of Surgery  
 Assistant Professor of Cancer Biology

Dr. Holm specializes in treating patients with thyroid, parathyroid, and adrenal disease. She is certified by the American Board of Surgery and fellowship trained in Endocrine Surgery.

**Jaime D. Lewis, MD, FACS**

Associate Professor of Surgery  
 Career Advisor, Office of Student Affairs

Dr. Lewis specializes in the treatment of benign and malignant breast diseases. She also has a particular interest in high-risk genetic conditions that predispose to the development of breast cancer and preserving fertility for female cancer patients. She is certified by the American Board of Surgery and fellowship trained in Breast Oncology.



**Jeffrey J. Sussman, MD, FACS**

Christian R. Holmes Professor of Surgery  
Director, Residency Program in General Surgery  
Vice Chair for Education

Dr. Sussman specializes in treatment of melanoma, sarcoma, complex gastrointestinal cancers, pancreas cancers, and peritoneal surface malignancies. He is certified by the American Board of Surgery and fellowship trained in Surgical Oncology.

**Gregory C. Wilson, MD**

Assistant Professor of Surgery

Dr. Wilson specializes in pancreatic and hepatobiliary surgery, with expertise in minimally invasive and robotic surgery. He is certified by the American Board of Surgery and fellowship trained in Surgical Oncology.

Additional information on the section of surgical oncology can be viewed at [med.uc.edu/depart/surgery](http://med.uc.edu/depart/surgery).

**Sameer H. Patel, MD, FACS**

Associate Professor of Surgery

Dr. Patel specializes in all aspects of surgical oncology. He is certified by the American Board of Surgery, fellowship trained and Board Certified in Surgical Oncology as well as by the American Board of Medical Quality.

**Elizabeth A. Shaughnessy, MD, PhD, FACS**

Professor of Surgery

Vice Chair for Patient Experience

Dr. Shaughnessy specializes in the treatment of benign and malignant breast diseases, as well as those at high risk for breast cancer development who desire risk reduction surgery. She is certified by the American Board of Surgery and fellowship trained in Surgical Oncology.



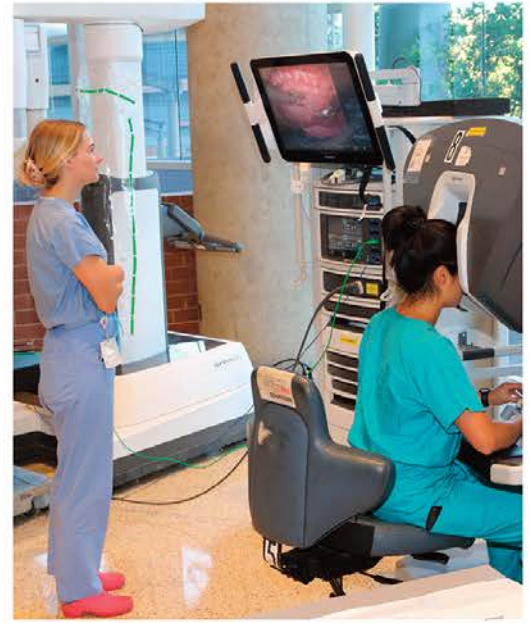




**Department of Surgery**  
**Surgical Robotics Week**

**September 18 - 22**

*Sponsored by*  
**INTUITIVE**







**Shimul A. Shah, MD, MHCMA**

Professor of Surgery  
James and Catherine Orr  
Endowed Chair in Liver  
Transplantation

Chief, Section of Solid Organ  
Transplantation, Department  
of Surgery

Vice Chair of Health Services  
Research

Shimul.Shah@uc.edu  
513-558-3993

premier transplant programs in the country with high volume transplants, low wait-list mortality, and leading programs in transplant oncology and dialysis access.

Beyond an active clinic program, the section has active research programs in many diverse areas. The Cincinnati Research in Outcomes and Safety in Surgery (CROSS) was established in 2012 and has studied disparities in care, utilization and practice paradigms in tertiary surgery and comparative effectiveness. The group also has an active and large program around metabolic surgery in end-organ failure and has published landmark results in this area, providing access to obese patients needing transplantation. The group also has developed expertise with an education/work performance platform with CREST under the leadership of Dr. Quillin. The section has a very active research program that has pioneered the use of plasma cell targeted therapy for desensitization in highly sensitized transplant recipients and for the treatment of antibody mediated rejection. Our research program has also successfully conducted the first multicenter trial of steroid and calcineurin inhibitor free immunosuppression (BEST Trial).

The section provides leadership to the Israel Penn Center for Transplant Oncology, the largest and most comprehensive transplant tumor registry in the world, and has made a permanent commitment to preserve the function of the IPCTO by hiring and supporting faculty whose academic careers support IPCTO-related objectives.

## The Section of Transplantation

The section of transplantation provides services of end-organ failure with multi-organ transplant services including kidney, pancreas and liver transplantation, as well as a variety of non-transplant surgical services. Our surgeons have special expertise in living donor surgery including kidney and liver, laparoscopic nephrectomy, laparoscopic and open hepatobiliary surgery, general surgery, immunosuppressive drug development, corticosteroid elimination, dialysis access surgery, and active kidney exchange programs. The section performs over 240 kidney transplants and approximately 150 liver transplants per year with outstanding survival and quality metrics. The group has established itself as one of the



## Liver Transplantation and Hepatobiliary Surgery

The section has excelled in the area of surgery for benign and malignant tumors of the pancreas, liver and biliary tree, having performed over 1,000 advanced hepatobiliary surgical procedures. It is one of the busiest programs in the country and recently launched their living donor liver transplant program. The Liver Transplant Program provides multidisciplinary, specialized patient-centered care for end-stage liver disease (ESLD). Our historic program has focused on innovation, expert clinical care and research over the past 20 years.

The section recently developed a program in transplant outcomes research. A number of research projects are currently ongoing, including a study of utilization and cost effectiveness in liver transplantation and an innovative program in telehealth and smart technology. The section has published the largest series of HCV positive transplants in seronegative recipients in the world. A living donor liver transplant program has been established as well this year. We also performed the first portal hypothermic perfusion liver transplant in the United States in 2019.

## Kidney and Pancreas Transplantation

The section has grown by 10% in the last two years and continues to innovate with living donor nephrectomies, immunosuppressive drug development, and use of HCV positive transplants in seronegative patients. Simultaneous kidney-pancreas, pancreas after kidney, and solitary pancreas transplants are performed by section faculty. The section has also developed a dedicated Sensitized Patient Clinic for potential kidney transplant patients who are highly sensitized to HLA antigens. This is one of a very small number of such dedicated clinics in the United States and offers kidney exchange as both clinical and research-based desensitization.



## Faculty

### **Shimul A. Shah, MD, MHCM**

Professor of Surgery

James and Catherine Orr Endowed Chair in Liver Transplantation

Chief, Section of Solid Organ Transplantation, Department of Surgery

Vice Chair for Health Services Research

Dr. Shah specializes in solid-organ (liver, pancreatic, and kidney) transplantation, hepatobiliary surgery and laparoscopic surgery. He has a strong research interest in the epidemiology of liver cancer and outcomes-based research. He is certified by the American Board of Surgery.

### **E. Steve Woodle, MD**

Professor of Surgery

William A. Altemeier Chair in Surgery

Director, Solid Organ Transplantation, UC Health

Director, Israel Penn Center for Transplant Oncology

Dr. Woodle specializes in solid-organ transplantation with a focus on living donor kidney transplantation. His research efforts include clinical and translational research focused on plasma cell targeted therapies for antibody mediated rejection and desensitization, simultaneous calcineurin inhibitor avoidance/early steroid withdrawal, T cell receptor mediated immune modulation, and effector memory T cell therapies. He is certified by the American Board of Surgery.

### **Alex L. Chang, MD**

Assistant Professor of Surgery

Dr. Chang specializes in abdominal organ transplantation, hepatobiliary, vascular access, and general surgery. His research interests include clinical and translational transplant surgery, transplant immunosuppression, immunosuppression withdrawal, ischemia/reperfusion and rejection. He is certified by the American Board of Surgery.



**Madison Cuffy, MD, MBA**

Associate Professor of Surgery  
 Director, Kidney Transplantation, The Christ Hospital  
 Vice Chair for Diversity, Equity, Inclusion

Dr. Cuffy specializes in solid-organ (pancreatic, liver, and kidney) transplantation and dialysis access surgery. He is director of the kidney transplant program both at UC and The Christ Hospital. He focuses his efforts on disparities in care and leads the diversity, equity and inclusion for the department. He is certified by the American Board of Surgery.

**Kristina H. Lemon, MD**

Assistant Professor of Surgery  
 Director, Transplant Fellowship Program

Dr. Lemon specializes in solid organ (pancreatic, liver, and kidney) transplantation, hepatobiliary surgery and laparoscopic surgery. Her focus outside of the operating room is in education, work efficiency, and systems improvement in transplantation. Dr. Lemon serves as transplant fellowship director.

**Robert L. Plews, MD**

Assistant Professor of Surgery

Dr. Plews is new to UC and specializes in solid organ (pancreas & kidney) transplantation, laparoscopic surgery, and dialysis access surgery. He is certified by the American Board of Surgery.

**R. Cutler Quillin, III, MD**

Associate Professor of Surgery  
 Director of Liver Transplantation

Dr. Quillin specializes in solid organ (pancreatic, liver, and kidney) transplantation, hepatobiliary surgery, and laparoscopic surgery. His research is focused on educational simulation and understanding competency in surgical technique. He is certified by the American Board of Surgery.

**Latifa A. Sage Silski, MD**

Associate Professor of Surgery  
 Medical Student Clerkship Director

Dr. Silski specializes in solid organ (pancreatic, liver, and kidney) transplantation, laparoscopic surgery, and dialysis access surgery. She is certified by the American Board of Surgery.

**Nicole S. Ejaz, PharmD**

Research Assistant Professor

Dr. Ejaz is currently serving on the Board of Directors for the IPITTR. Her individual research efforts focus specifically on antihumoral therapy.

**Adele Rike Shields, PharmD**

Research Associate Professor  
 Clinical Transplant Pharmacist at Christ Hospital

Dr. Shields is supervisor of kidney transplant clinical trials at The Christ Hospital. She also has research interests in cardiovascular disease following kidney transplantation.

Additional information on the section of transplantation can be viewed at [med.uc.edu/depart/surgery](http://med.uc.edu/depart/surgery).





**Ayman Mahdy, MD,  
PhD, MBA**

Professor of Clinical Surgery  
Interim Chief, Section  
of Urology  
Director, Voiding Dysfunction  
and Female Urology  
Ayman.Mahdy@uc.edu  
513-558-0983

## The Section of Urology

The University of Cincinnati section of urology has repeatedly been ranked among the top 50 urology programs in the United States by *U.S. News & World Report*. The section has long been serving patients in the community and the region and providing state-of-the-art treatments in the areas of pediatric urology, female pelvic medicine and reconstructive surgery, genitourinary trauma and reconstruction, men's health, urologic oncology, endourology and general urology. Additionally, UC Urology is currently involved in multiple clinical trials evaluating new therapies in neurogenic bladder, voiding dysfunction, prostate cancer and renal cell carcinoma, the latter in collaboration with the University of Cincinnati Cancer Center (UCCC).

Dr. Ayman Mahdy, a fellowship-trained specialist in female pelvic medicine and reconstructive surgery, continues to provide advanced management in the areas of voiding dysfunction (for both men and women), neurogenic bladder, and genitourinary reconstruction. Dr. Mahdy also offers the most advanced treatment options (including non-invasive and minimally invasive) for voiding dysfunction in patients with BPH including Holmium Laser Enucleation of the Prostate (HoLEP), a procedure that requires a high skill set. In addition, Dr. Mahdy and his dedicated team of specialized Advanced Level Providers, nursing and staff provide specialized care to patients with neurogenic bladder, urine incontinence and other female pelvic floor disorders. In collaboration with the Department of Ob/Gyn, the dedicated UC Health Pelvic Floor Center launched in September 2021 at the West Chester Campus to provide a multidisciplinary approach to treating women with pelvic floor disorders. The section also offers a multidisciplinary neurogenic bladder clinic in collaboration with the divisions of physical medicine and rehabilitation, occupational therapy and physical therapy. This clinic has been serving as a one-stop-shop to our neurogenic bladder population for almost a decade now.

Our dedicated uro-oncologists – Drs. Mohammed Kamel and Nilesh Patil – are fellowship trained in uro-oncology and treat advanced urologic cancer conditions using the most up-to-date technology and evaluation tools. These include robotic surgery and prostate cancer focal therapy.

Working closely with the Department of Radiology in the area of MRI prostate imaging, we have established a specialized program in MRI-targeted, ultrasound (US) guided prostate biopsy which increases the accuracy and efficiency of the diagnosis of prostate cancer. Targets identified by MRI are marked on saved images and used as an overlay provided by the image fusion technology known as Artemis during US-guided biopsy procedures. We have also established a program for using MRI of the prostate in managing nonaggressive prostate cancer with Active Surveillance. Men with low-grade prostate cancer can postpone or avoid prostate surgery or radiation, but be monitored and treated should the prostate cancer progress in volume or pathologic grade. Active Surveillance is the first line of management discussed in appropriate cases.

The division of urology established a multidisciplinary prostate cancer specialty clinic in which several disciplines including urology, radiation oncology, radiology, and pathology share in the evaluation of men with prostate cancer and guidance in choice of management, including:

Urology – Active surveillance, focal prostate cancer ablation combined with MRI targeting, robot-assisted laparoscopic prostatectomy.

Radiation Oncology – Radiation therapy including brachytherapy, external beam radiation therapy, and proton beam radiation therapy.

Dr. Wesley Baas, a fellowship-trained urologist in the areas of men's health and reconstruction, joined our division in August 2021 to lead the men's health program. This program has been a great service to our male patients with sexual dysfunction, infertility and other men's urologic health issues. Dr. Baas runs a multidisciplinary clinic in conjunction with the division of Reproductive Endocrinology and Infertility in the department of Ob/Gyn.

Dr. Courtney Plattner specializes in open and minimally invasive surgeries of the urologic patient. As the Director of the UC Urology Residency Program, she continues to mold the residency program to best serve our residents, with innovations in curriculum, mindfulness and well-being, and teaching – enlisting stakeholders to invest in creating a cohesive resident and faculty team with focus on education, quality patient care, and a safe hospital environment.

The division also receives national and international visiting scholars and observers to promote their academic career and clinical skills.



## Faculty

### **Ayman Mahdy, MD, PhD, MBA**

Professor of Clinical Surgery  
Interim Chief, Section of Urology  
Director, Voiding Dysfunction and Female Urology  
Director of Urology, West Chester Hospital  
Residency Program Educational Site Director,  
West Chester Hospital

Dr. Mahdy specializes in urinary incontinence, voiding dysfunction, urinary reconstruction and women's urological disorders. He also performs endourologic procedures for BPH and male urethral strictures.

### **Mohammed Kamel, MD**

Professor of Surgery

Dr. Kamel specializes in cancers of the prostate, kidney, adrenal, bladder, testis and penis. He is currently studying the outcomes of robotic radical cystoprostatectomy in bladder cancer patients with a focus on the elderly.

### **Nilesh Patil, MD**

Professor of Clinical Surgery  
Medical Director, UC Health Urology, Clifton  
Director, Urologic Robotics Program

Dr. Patil specializes in robotic surgery, urologic oncology, stone disease, and prostate disorders. His interests include prostate MRI imaging and MRI-targeted ultrasound-guided prostate biopsies and active surveillance.



**Courtney A. Plattner, MD**

Assistant Professor of Surgery  
Director, Urology Residency Program

Dr. Plattner specializes in general urology and performs minimally invasive, endourologic, and microscopic surgeries. Her special interests include urinary stone disease, bladder dysfunction, and men's health issues. She is certified by the American Board of Urology.

**Wesley Baas, MD**

Assistant Professor of Urology  
Director of Men's Health Program

Dr. Baas is fellowship trained and specializes in genitourinary reconstruction, male infertility, and male sexual dysfunction.

**Pediatric Urology**

Under the directorship of Dr. Pramod Reddy, the Cincinnati Children's pediatric urology program is ranked No. 1 in the 2023-2024 list of Best Children's Hospitals published by *U.S. News & World Report*. The division performs the entire spectrum of pediatric urologic surgery. The world-renowned full-time pediatric urologists practice at Cincinnati Children's Hospital Medical Center, one of the largest and most prestigious pediatric facilities in the nation.

**Pediatric Urology Faculty**

**Pramod P. Reddy, MD, FACS**


Professor of Clinical Surgery  
Director, Division of Pediatric Urology

Dr. Reddy specializes in general pediatric urology surgery, minimally invasive robotic-assisted surgery, complex genitourinary reconstructive surgery, anorectal malformations, disorders of sex development, neurogenic bladder, renal transplant in the neurogenic bladder, prenatal evaluation and fetal care, kidney stones, ESWL, clinical trials, and basic science research. He is certified by the American Board of Urology with subspecialty certification in Pediatric Urology.

**W. Robert DeFoor, Jr., MD**

Professor of Clinical Surgery  
Director, Pediatric Urology Fellowship  
Program Director, Clinical Research Program  
Residency Education Site Director, Cincinnati Children's Hospital Medical Center

Dr. DeFoor specializes in general pediatric urology surgery, robotic-assisted laparoscopic surgery, complex genitourinary reconstructive surgery, kidney stones, urooncology, vesicoureteral reflux, prenatal hydronephrosis, posterior urethral valves, clinical outcomes research, and clinical trials. He is certified by the American Board of Urology with subspecialty certification in Pediatric Urology.



### **Eugene Minevich, MD**

Professor of Clinical Surgery  
Director of the Stone Center

Dr. Minevich specializes in general pediatric urology surgery, complex genitourinary reconstructive surgery, kidney stones, ESWL, microscopic hypospadias, and endoscopic treatment of VUR. He is certified by the American Urological Association with subspecialty certification in Pediatric Urology.

### **Andrew C. Strine, MD**

Assistant Professor of Clinical Surgery  
Co-Director of Comprehensive Fertility Care and Preservation Program

Dr. Strine specializes in general pediatric urology surgery, complex genitourinary reconstructive surgery, minimally invasive robotic-assisted surgery, disorders of sex development, prenatal evaluation and fetal care, neurogenic bladder, and fertility care and preservation.

### **Brian VanderBrink, MD**

Associate Professor of Clinical Surgery

Dr. VanderBrink specializes in spina bifida, complex genitourinary reconstructive surgery, prenatal evaluation and fetal care, and neurogenic bladder. He is certified by the American Board of Urology.

## **Active Volunteer Faculty**

### **Good Samaritan Hospital:**

Eric Kuhn, MD (Residency Program Educational Site Director)

Ryan Flynn, MD

Matthew Fulton, MD

Rebecca Roedersheimer, MD

### **Cincinnati Veterans Affairs Medical Center:**

Lisa Filipkowski, MD


Laura Bertrand, MD

Natalie Singer, MD

Additional information on the section of urology can be viewed at [med.uc.edu/depart/surgery](http://med.uc.edu/depart/surgery).







## The Section of Vascular Surgery



**Joseph S. Giglia,  
MD, FACS, RPVI**

Professor of Surgery  
Interim Chief, Section of  
Vascular Surgery  
Joseph.Giglia@uc.edu  
513-558-5367

The University of Cincinnati section of vascular surgery is a tertiary referral center for all aspects of vascular surgery and serves as the regional referral center for the treatment of complex vascular problems. The section performs all open and endovascular procedures for aneurysmal and occlusive disease, redo aortic surgery, and lower extremity revascularization. In addition, the section serves as a resource for the region for less common disorders including right side aortic arch pathology with dysphagia, aortomesenteric bypass operations, and redo aortic surgery.

The section of vascular surgery offers treatment of vascular disorders at the University of Cincinnati Medical Center (UCMC), West Chester Hospital, West Chester Surgical Hospital, the UC Health Physicians Medical Arts Building in Clifton, as well as the UC Vein Center at the UC Health Physicians' Office North in West Chester. Outpatient non-invasive vascular diagnostic testing is available at both the UC Health Physicians Medical Arts Center in Clifton adjacent to the University of Cincinnati Medical Center, and at the UC Health Physicians' Office North in West Chester adjacent to West Chester Hospital.

The UC Health Aortic Center, directed by Amit Jain, MD, has a team with a wide breadth of expertise, including endovascular and open techniques providing a variety of treatment options and works closely with the division of cardiac surgery to provide complete care of aortic pathology.

Innovations in vascular care include laparoscopic aortic procedures and minimally invasive approaches for critical limb ischemia. Dr. Joseph Giglia is one of only a few surgeons in the country who perform laparoscopic aortobifemoral bypass for aortoiliac arterial occlusive disease.

## Faculty

### **Joseph S. Giglia, MD, FACS, RPVI**

Professor of Surgery  
Interim Chief, Section of Vascular Surgery

Dr. Giglia has a special interest in complex aortic surgery, laparoscopic aortic surgery, and minimally invasive treatment of thoracic and abdominal aortic pathology. He is board certified in Vascular Surgery, General Surgery, and Surgical Critical Care.

### **Amit Jain, MBBS, FACS, RPVI**

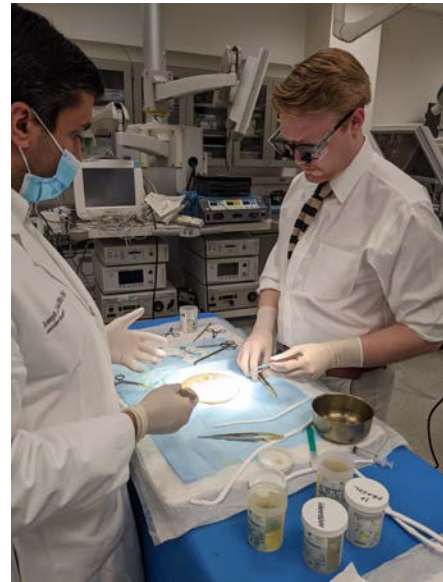
Associate Professor of Surgery  
Director of Aortic Center

Dr. Jain's clinical interests include complex open and endovascular aortic surgery for aortic aneurysms, dissections and occlusive disease of both thoracic and abdominal aorta, cerebrovascular diseases including carotid stenosis and dissections, peripheral vascular diseases, hemodialysis access, non-atherosclerotic vascular pathologies including thoracic outlet, and popliteal entrapment syndromes. He is board certified in Vascular and General Surgery.

### **Sung Yang, MD, RPVI**

Assistant Professor of Clinical Surgery  
Director, Integrated Vascular Surgery Residency and Fellowship Program

Dr. Yang's clinical interests include open and endovascular surgery (including aortic procedures), carotid stenting and endarterectomy, visceral arterial occlusive disease, hemodialysis access surgery and maintenance, vascular trauma and the vascular laboratory. He is fellowship trained and Board Certified in Vascular Surgery.



### **Jose Oyama Moura Leite, MD, PhD, RPVI**

Assistant Professor of Surgery

Dr. Leite's clinical interests include all aspects of open and endovascular surgery. He was a fully trained vascular surgeon in his native Brazil prior to completing a PhD and a vascular surgery residency in the United States.

Additional information on the section of vascular surgery can be viewed at [med.uc.edu/depart/surgery](http://med.uc.edu/depart/surgery).







**David V. Blevins, MD**  
Site Director for General  
Surgery Education, Holzer  
Clinic



**Fadi Makhoul, MD**  
Site Director for General  
Surgery Education, Veterans  
Affairs Medical Center



**Gregory M. Tiao, MD**  
Chief of General and  
Thoracic Surgery, Cincinnati  
Children's Hospital

## Affiliates

The affiliated educational programs are crucial for our strategy to provide breadth and depth of surgical experience, a diversity of case mix, and a strong connection to the community. These programs provide some of our highest valued training experience and are guided by a group of some of our best and most awarded surgeon educators.

There is an abundance and variety of clinical experiences in the hospitals and outpatient offices of our integrated and affiliated institutions which include:

The Christ Hospital is a 555-bed acute-care hospital located 1.5 miles from the UC College of Medicine. The hospital remains an important part of the integrated surgical residency in general surgery. UC surgeons utilize the Christ

Hospital for patient care in the areas of general, colorectal, vascular, weight loss, transplantation surgery and surgical oncology.

Cincinnati Children's Hospital Medical Center is a nationally and internationally recognized leader in the treatment and research of pediatric and adolescent diseases. Cincinnati Children's has 587 beds and is the only Level I pediatric trauma center in southwestern Ohio, northern Kentucky and southeastern Indiana. The hospital is a major teaching site for our surgery residents both in the clinical arena and in the NIH-funded laboratories directed by outstanding surgeon-scientists.

The Cincinnati Department of Veterans Affairs Medical Center is a major 269-bed acute-care hospital for veterans in Southwest Ohio. General surgery, urology and vascular surgery represent three of the largest volume sections within the VA surgical service. The surgical service continues to encounter a wide variety of pathological conditions which require surgical treatment, thus providing a significant opportunity for faculty research and a vital cornerstone for the surgical education of residents and medical students.

The Holzer Clinic is a modern, 100-plus physician, multispecialty group practice facility located in Gallipolis, Ohio, near the West Virginia border. This clinic provides primary, secondary and tertiary care to patients in the Southeastern Ohio and Western West Virginia region, with a population base of about 300,000 and over 150,000 clinic visits per year. Approximately 6,000 operations are performed yearly and there are over 16,000 Emergency Department visits per year. Virtually all surgery residents select a two-month elective rotation to this facility, which exposes these residents to a rural, broadly-defined general surgery experience.





# Surgical Faculty/Resident Scholarly Activity

University of Cincinnati College of Medicine

July 2022 – June 2023

[Bold indicates resident.]

## Peer-Reviewed Journal Articles:

Abu-Alhaija D, Miller E, Bakas T, Shaughnessy E. The development and the content validation of the Oncology Nurses Health Behaviors Determinants Scale. *Semin Oncol Nurs.* 2022 Dec;38(6):151317. PMID: 35871026

Adachi I, Peng DM, Hollander SA, Simpson KE, Davies RR, Jacobs JP, VanderPluym CJ, Fynn-Thompson F, Wells DA, Law SP, Amdani S, Cantor R, Koehl D, Kirklin JK, Morales DLS, Rossano JW; Pedimacs Investigators. Sixth Annual Pediatric Interagency Registry for Mechanical Circulatory Support (Pedimacs) Report: The Society of Thoracic Surgeons Pedimacs Annual Report. *Ann Thorac Surg.* 2023 May;115(5):1098-1108. PMID: 36402175

Adams AM, Carpenter EL, Clifton GT, Vreeland TJ, Chick RC, O'Shea AE, McCarthy PM, Kemp Bohan PM, Hickerson AT, Valdera FA, Tiwari A, Hale DF, Hynstrom JR, Berger AC, Jakub JW, Sussman JJ, Shaheen MF, Yu X, Wagner TE, Faries MB, Peoples GE. Divergent clinical outcomes in a phase 2B trial of the TLPLDC vaccine in preventing melanoma recurrence and the impact of dendritic cell collection methodology: A randomized clinical trial. *Cancer Immunol Immunother.* 2023 Mar;72(3):697-705. PMID: 36045304

Ahmad H, Wood RJ, Avansino JR, Calkins CM, Dickie BH, Durham MM, Frischer J, Fuller M, Ralls M, Reeder RW, Rentea RM, Rollins MD, Saadai P, Oelschlager AEA, Breech LL, Hewitt GD, Kluivers K, van Leeuwen KD, McCracken KA. Does presence of a VACTERL anomaly predict an associated gynecologic anomaly in females with anorectal malformations? A Pediatric Colorectal and Pelvic Learning Consortium study. *J Pediatr Surg.* 2023 Mar;58(3):471-477. PMID: 35879143

Ahmad SA, Maithel SK. Clinical trials in surgical oncology. *Surg Oncol Clin N Am.* 2023 Jan;32(1):xv-xvi. PMID: 36410925

Al-Adra DP, Barbas AS, Shah S, Molinari M. A master surgical educator: The "intrinsic" factor of Dr. Paul Greig. *HPB (Oxford).* 2022 Nov;24(11):1821-1822. PMID: 36002362

Alexander PMA, Aslakson RA, Barreto EF, Lee JH, Meissen H, Morrow BM, Nazer L, Branson RD, Mayer KP, Napolitano N, Lane-Fall MB, Sikora A, John PR, Dellinger RP, Parker M, Argent A, Boateng A, Green TP, Kudchadkar SR, Maslove DM, Rech MA, Sorce LR, Tasker RC, Buchman TG, Checchia PA. The Reviewer Academy of the Society of Critical Care Medicine: Key principles and strategic plan. *Crit Care Med.* 2023 Jun 21. Online ahead of print. PMID: 37341529

Al-Hadidi A, Rinehardt HN, Sutthatar P, Talbot LJ, Murphy AJ, Whitlock R, Condon S, Naik-Mathuria B, Utria AF, Rothstein DH, Chen SY, Wong-Michalak S, Kim ES, Short SS, Meyers RL, Kastenber ZJ, **Johnston ME 2nd**, Zens T, Dasgupta R, Malek MM, Calabro K, Piché N, Callas H, Lautz TB, McKay K, Lovvorn HN 3rd, Commander SJ, Tracy ET, Lund SB, Polites SF, Davidson J, Dhooma J, Seemann NM, Marquart JP, Gainer H, Lal DR, Rich BS, Glick RD, Maloney L, Radu S, Fialkowski EA, Kwok PE, Romao RLP, Rubalcava N, Ehrlich PF, Newman E, Diehl T, Le HD, Polcz V, Petroze RT, Stanek J, Aldrink JH. Incidence and management of pleural effusions in patients with Wilms tumor: A Pediatric Surgical Oncology Research Collaborative study. *Int J Cancer.* 2022 Nov 15;151(10):1696-1702. PMID: 35748343

**Ammann AM, Delman AM**, Bethi M, Turner KM, Sedaghat AR, Holm TM. Gender disparities in academic productivity and promotion among endocrine surgery faculty. *J Surg Res.* 2022 Sep;277:335-341. PMID: 35561649

**Ammann AM, Wallen TE, Delman AM, Turner KM**, Salvator A, Pritts TA, Makley AT, Goodman MD. Low volume blood product transfusion patterns and ratios after injury. *Am J Surg.* 2022 Nov;224(5):1319-1323. PMID: 35781374

Asare EA, Fisher SB, Chiang YJ, Haydu LE, Patel SH, Keung EZ, Lucci A, Wargo J, Gershenwald JE, Ross MI, Lee JE. Melanoma metastatic to the adrenal gland: An update on the role of adrenalectomy in multidisciplinary management. *J Surg Oncol.* 2023 Aug;128(2):313-321. Epub 2023 Apr 3. PMID: 37010038

Babiker HE, Runyan CM, Bins GP, Oliver JD, Massary DA, Lor LS, Rapp SJ, Pan BS, Gordon CB. Transfacial two-pin external mandibular distraction osteogenesis: A technique for neonatal airway obstruction from Robin Sequence. *Plast Reconstr Surg Glob Open.* 2023 Jun 15;11(6):e5085. PMID: 37334391

Bachmann M, Rossa A, Varanita T, Fioretti B, Biasutto L, Milenkovic S, Checchetto V, Peruzzo R, Ahmad SA, Patel SH, Lukowski R, Edwards MJ, Ceccarelli M, Gulbins E, Zoratti M, Mattarei A, Szabo I. Pharmacological targeting of the mitochondrial calcium-dependent potassium channel KCa3.1 triggers cell death and reduces tumor growth and metastasis in vivo. *Cell Death Dis.* 2022 Dec 20;13(12):1055. PMID: 3653940

**Bailey J**, Van Haren RM. Complementary roles of screening and nodule programs for early detection of lung cancer in diverse populations. *Ann Surg Oncol.* 2022 Sep;29(9):5347-5349. PMID: 35691956

Bakouny Z, Labaki C, Grover P, et al; COVID-19 and Cancer Consortium. Interplay of immunosuppression and immunotherapy among patients with cancer and COVID-19. *JAMA Oncol.* 2023 Jan 1;9(1):128-134. PMID: 36326731

Balasundaram N, **Whitrock JN**, Braet DJ, Vogel TR, Bath JM. Importance of the profunda femoris upon patency following aortoiliac procedures. *J Vasc Surg.* 2022 Jul;76(1):180-187.e3. PMID: 35276269

Barhorst K, Singerman K, Moore MG, **Dembinski D**, Gobble R. Characterizing the top 1% of plastic surgeon recipients of industry payments. *Plast Reconstr Surg*. 2023 Apr 1; 151(4):707e-708e. PMID: 36729782

Bartolacci C, Andreani C, Vale G, Berto S, Melegari M, Crouch AC, Baluya DL, Kemble G, Hodges K, Starrett J, Politi K, Starnes SL, Lorenzini D, Raso MG, Solis Soto LM, Behrens C, Kadara H, Gao B, Wistuba II, Minna JD, McDonald JG, Scaglioni PP. Targeting de novo lipogenesis and the Lands cycle induces ferroptosis in KRAS-mutant lung cancer. *Nat Commun*. 2022 Jul 26;13(1):4327. PMID: 35882862

**Baucom MR, Wallen TE, Ammann AM**, England LG, Schuster RM, Pritts TA, Goodman MD. Blood component resuscitative strategies to mitigate endotheliopathy in a murine hemorrhagic shock model. *J Trauma Acute Care Surg*. 2023 Apr 4. Online ahead of print. PMID: 37012625

**Baucom MR, Wallen TE, Singer KE**, Youngs J, Schuster RM, Blakeman TC, McGuire JL, Strilka R, Goodman MD. Postinjury treatment to mitigate the effects of aeromedical evacuation after traumatic brain injury in a porcine model. *J Surg Res*. 2022 Nov;279:352-360. PMID: 35810552

Beal EW, Srinivas S, Shen C, Kim A, Johnston FM, Greer J, Abbott DE, Pokrzywa C, Raoof M, Grotz TE, Leiting JL, Fournier K, Dineen S, Powers B, Veerapong J, Kothari A, Maduekew U, Maithel S, Wilson GC, Patel SH, Lambert L, Abdel-Misih S, Cloyd JM. Conditional survival following cytoreductive surgery with hyperthermic intraperitoneal chemotherapy for peritoneal surface malignancies: An analysis from the US HIPEC Collaborative. *Ann Surg Oncol*. 2023 Mar; 30(3):1840-1849. PMID: 36310315

Beal EW, Srinivas S, Shen C, Kim A, Johnston FM, Greer J, Abbott DE, Pokrzywa C, Raoof M, Grotz TE, Leiting JL, Fournier K, Dineen S, Powers B, Veerapong J, Kothari A, Maduekew U, Maithel S, Wilson GC, Patel SH, Lambert L, Abdel-Misih S, Cloyd JM. ASO visual abstract: Conditional survival after cytoreductive surgery with hyperthermic intraperitoneal chemotherapy for peritoneal surface malignancies: An analysis from the US HIPEC Collaborative. *Ann Surg Oncol*. 2023 Mar; 30(3):1850-1851. PMID: 36418799

Bigelow AM, Riggs KW, Morales DLS, Opatowsky AR, Lubert AM, Dillman JR, Veldtman GR, Heydarian HC, Trout AT, Cooper DS, Goldstein SL, Chin C, Palermo JJ, Ollberding NJ, Mays WA, Alsaied T. Isosorbide dinitrate effect on hemodynamic profile, liver stiffness, and exercise tolerance in Fontan circulation (The NEET Clinical Trial). *Pediatr Cardiol*. 2023 Apr 21:1-9. Online ahead of print. PMID: 37084132

Bisogno G, Fuchs J, Dasgupta R, Ferrari A, Haduong JH, Rogers T, Walterhouse DO, Coppadoro B, Xue W, Vokuhl C, Hawkins DS, Seitz G, Merks JHM, Sparber-Sauer M, Venkatramani R. Patients with completely resected nongenitourinary low-risk embryonal rhabdomyosarcoma are candidates for reduced duration low-intensity chemotherapy. *Cancer*. 2022 Dec 1; 128(23):4150-4156. PMID: 36250420

Blanchet MA, Mercier G, Delobel A, Nayet E, Bouchard PA, Simard S, L'Her E, Branson RD, Lellouche F. Accuracy of multiple pulse oximeters in stable critically ill patients. *Respir Care*. 2023 May;68(5):565-574. PMID: 36596654

Bordeianou LG, Thorsen AJ, Keller DS, Hawkins AT, Messick C, Oliveira L, Feingold DL, Lightner AL, Paquette IM. The American Society of Colon and Rectal Surgeons clinical practice guidelines for the management of fecal incontinence. *Dis Colon Rectum*. 2023 May 1;66(5):647-661. PMID: 36799739

Boucek KA, Morales DLS. Asking more from our research: Not only the what but also the how. *Ann Thorac Surg*. 2022 Nov;114(5):1752-1753. PMID: 34634243

Bouffi C, Wikenheiser-Brokamp KA, Chaturvedi P, Sundaram N, Goddard GR, Wunderlich M, Brown NE, Staab JF, Latanich R, Zachos NC, Holloway EM, Mahe MM, Poling HM, Vales S, Fisher GW, Spence JR, Mulloy JC, Zorn AM, Wells JM, Helmtrath MA. In vivo development of immune tissue in human intestinal organoids transplanted into humanized mice. *Nat Biotechnol*. 2023 Jun;41(6):824-831. PMID: 36702898

Boyce ST, Kagan RJ. Composition and performance of autologous engineered skin substitutes for repair or regeneration of excised, full-thickness burns. *J Burn Care Res*. 2023 Jan 2;44(Suppl\_1):S50-S56. PMID: 35917370

Bradshaw PG, Keegan SP, Droege ME, Dykes NJH, Ernst NE, Foertsch MJ, Makley AT, Mueller EW, Philpott CD, Srinivasan V, Winter JB, Goodman MD, Droege CA. Reversal of apixaban and rivaroxaban with andexanet alfa prior to invasive or surgical procedures. *Pharmacotherapy*. 2022 Oct;42(10):780-791. PMID: 36073083

Branson RD. Portable oxygen concentrators: Caveat emptor. *Respir Care*. 2023 Apr;68(4):547-548. PMID: 36963970

Branson RD, Rodriquez D Jr. COVID-19 lessons learned: Response to the Anticipated ventilator shortage. *Respir Care*. 2023 Jan;68(1):129-150. PMID: 36566030

Brown A, Pan Q, Fan L, Indersie E, Tian C, Timchenko N, Li L, Hansen BS, Tan H, Lu M, Peng J, Pruett-Miller SM, Yu J, Cairo S, Zhu L. Ribonucleotide reductase subunit switching in hepatoblastoma drug response and relapse. *Commun Biol*. 2023 Mar 8;6(1):249. PMID: 36882565

Brown A, Pan Q, Fan L, Indersie E, Tian C, Timchenko N, Li L, Hansen BS, Tan H, Lu M, Peng J, Pruett-Miller SM, Yu J, Cairo S, Zhu L. Ribonucleotide reductase subunit switching in hepatoblastoma drug response and relapse. *bioRxiv*. 2023 Jan 24: 2023.01.24.525404. Preprint. PMID: 36747774

Caminsky NG, Moon J, Morin N, Alavi K, Auer RC, Bordeianou LG, Chadi SA, Drolet S, Ghuman A, Liberman AS, MacLean T, Paquette IM, Park J, Patel S, Steele SR, Sylla P, Wexner SD, Vasilevsky CA, Rajabiyazdi F, Boutros M. Patient and surgeon preferences for early ileostomy closure following restorative proctectomy for rectal cancer: Why aren't we doing it? *Surg Endosc*. 2023 Jan;37(1):669-682. PMID: 36195816



Carney BC, Bailey JK, Powell HM, Supp DM, Travis TE. Scar management and dyschromia: A summary report from the 2021 American Burn Association State of the Science meeting. *J Burn Care Res*. 2023 May 2;44(3):535-545. PMID: 36752791

**Childers BG, Donovan E, Lo WM**, Janowak LM, Sussman J, Janowak CF. Operative management of immune checkpoint colitis following in-transit melanoma: Case report. *Front Oncol*. 2023 Apr 20;13:1120808. PMID: 37152059

Chiodo Ortiz A, Petrossian G, Addonizio K, Hsiao A, Koizumi N, Yu Y, Plews R, Conti D, Ortiz J. Short-term decreased post transplant lymphoproliferative disorder risk after kidney transplantation using two novel regimens. *Transpl Immunol*. 2023 Feb;76:101774. PMID: 36528248

Cody EM, Varnell C Jr, Lazear D, VandenHeuvel K, Flores FX, Woodle ES, Hooper DK. Carfilzomib-based antibody mediated rejection therapy in pediatric kidney transplant recipients. *Pediatr Transplant*. 2023 May 2:e14534. Online ahead of print. PMID: 37132092

Collings AT, Farazi M, Van Arendonk KJ, ..., Falcone RA Jr, ..., Kotagal M, et al; Midwest Pediatric Surgery Consortium. Evaluating the regional differences in pediatric injury patterns during the COVID-19 pandemic. *J Surg Res*. 2023 Sep;289:61-68. Epub 2023 Mar 23. PMID: 37086597

Cooke-Barber J, Brungardt JG, Sorger M, Pressey JG, Turpin B, Nagarajan R, Szabo S, Sorger J, Johnson N, Dasgupta R. ASO Visual Abstract: Pediatric and young adult image-guided percutaneous bone biopsy - A new standard of care? *Ann Surg Oncol*. 2023 Jun;30(6):3667. PMID: 36811733

Cooke-Barber J, Brungardt JG, Sorger M, Pressey JG, Turpin B, Nagarajan R, Szabo S, Sorger J, Johnson N, Dasgupta R. ASO author reflections: Minimizing time in hospital via bone biopsy or other means. *Ann Surg Oncol*. 2023 Jun;30(6):3666. PMID: 36808591

Cooke-Barber J, Brungardt JG, Sorger M, Pressey JG, Turpin B, Nagarajan R, Szabo S, Sorger J, Johnson N, Dasgupta R. Pediatric and young adult image-guided percutaneous bone biopsy: A new standard of care? *Ann Surg Oncol*. 2023 Jun;30(6):3658-3665. PMID: 36658249

**Cooley-Rieders K**, Glenn C, Van Haren RM, Salfity H, Starnes SL. A decade of surgical outcomes in a structured lung cancer screening program. *J Thorac Cardiovasc Surg*. 2023 Feb 4; S0022-5223(23)00097-1. Online ahead of print. PMID: 36858845

**Cortez AR, Delman AM**, Quillin RC. Examining the transplant case composition of early-career transplant surgeons. *Clin Transplant*. 2023 Jan;37:e14839. PMID: 36281997

Culshaw JR, Philpott CD, Garber Bradshaw P, Brizzi MB, Goodman MD, Makley AT, Reinstatler KM, Droege ME. Acute pain management in traumatically injured patients with outpatient buprenorphine therapy. *J Surg Res*. 2023 Sep; 289:27-34. Epub 2023 Apr 18. PMID: 37079963

Dani A, Hayes D Jr, Guzman-Gomez A, Hossain MM, Woods JC, Morales DLS, Hirsch R, Zafar F, Hysinger EB. Lung transplantation for bronchopulmonary dysplasia. *Chest*. 2023 May;163(5):1166-1175. PMID: 36610665

Daivids JS, Hawkins AT, Bhama AR, Feinberg AE, Grieco MJ, Lightner AL, Feingold DL, Paquette IM; Clinical Practice Guidelines Committee of the American Society of Colon and Rectal Surgeons. The American Society of Colon and Rectal Surgeons clinical practice guidelines for the management of anal fissures. *Dis Colon Rectum*. 2023 Feb 1;66(2):190-199. PMID: 36321851

Dearman BL, Boyce ST, Greenwood JE. Comparison of biopolymer scaffolds for the fabrication of skin substitutes in a porcine wound model. *Wound Repair Regen*. 2023 Jan; 31(1):87-98. PMID: 36459148

DeFoor W, Nehus E, Schulte M, Huesman S, Libs A, Niehaus R, Devarajan P. Enteral nutrition and the risk of nephrolithiasis in complex pediatric patients. *J Pediatr Urol*. 2022 Dec; 18(6): 743.e1-743.e6. PMID: 35760671

Dehne LM, Foertsch MJ, Droege CA, Makley AT, Mosher DR, Philpott CD, Sagi HC, Mueller EW, Droege ME. Antibiotic duration following abdominal gunshot injuries with associated pelvis or spine involvement: A 20-year single-center experience. *J Surg Res*. 2023 Jun 22;291:97-104. Online ahead of print. PMID: 37354706

**Delman AM, Kassam AF, Turner KM, Ammann AM**, Lynch C, **Morris MC, Vaysburg DM, Cortez AR**, Quillin RC. Incidence of attrition among early-career abdominal transplant surgeons. *Surgery*. 2023 May;173(5):1113-1119. PMID: 36167700

**Delman AM**, Shah SA, Cuffy MC. Equitable policies and center-level commitment may be associated with improved access to kidney transplantation for undocumented immigrants. *JAMA Netw Open*. 2023 Feb 1;6(2):e2254666. PMID: 36780166

**Delman AM, Turner KM, Ammann AM, Sisak S, Farooqui Z**, Holm TM. The national rate of malignancy among Bethesda III, IV, and V thyroid nodules is higher than expected: A NSQIP analysis. *Surgery*. 2023 Mar;173(3):645-652. PMID: 36229250

**Delman AM, Turner KM, Ammann AM**, Millar DA, Goodman MD, Janowak CF. A method for identifying the learning curve for the surgical stabilization of rib fractures. *J Trauma Acute Care Surg*. 2022 Dec 1;93(6):743-749. PMID: 36121229

**Delman AM, Turner KM**, Griffith A, **Schepers E, Ammann AM**, Holm TM. Minimally invasive surgery for resectable adrenocortical carcinoma: A nationwide analysis. *J Surg Res*. 2022 Nov; 279:200-207. PMID: 35780533

**Delman AM, Turner KM**, Silski LS, Quillin RC 3rd, Estrada M, Lemon K, Cuffy MC, Shah SA. The kidney transplant equity index: Improving racial and ethnic minority access to transplantation. *Ann Surg*. 2022 Sep 1;276(3):420-429. PMID: 35762615

- Delman AM, Cuffy MC.** Invited commentary: Focusing upstream to improve equity in living donor transplantation: From theory to practice in kidney disease. *Surgery*. 2022 Sep;172(3):1005-1006. PMID: 35760596
- Delman AM, Turner KM, Ahmad M, Silski LAS, Hanseman D, Tang A, Steward D, Shah SA, Holm TM.** Surgery is underutilized in the management of tertiary hyperparathyroidism. *J Surg Res*. 2022 Sep;277:261-268. PMID: 35525208
- Dickerson DM, Mariano ER, Szokol JW, ..., Krishnan DG, et al. Multiorganizational consensus to define guiding principles for perioperative pain management in patients with chronic pain, preoperative opioid tolerance, or substance use disorder. *Reg Anesth Pain Med*. 2023 Apr 25:rapm-2023-104435. Online ahead of print. PMID: 37185214
- Donovan EC, Prakash LR, Chiang YJ, Bruno ML, Maxwell JE, Ikoma N, Tzeng CD, Katz MHG, Lee JE, Kim MP.** Incidence of postoperative complications following pancreatectomy for pancreatic cystic lesions or pancreatic cancer. *J Gastrointest Surg*. 2023 Feb;27(2):319-327. PMID: 36443557
- Edwards MJ, Wilson GC, Keitsch S, Soddemann M, Wilker B, Müller CP, Kornhuber J, Gulbins E. Molecular targets of endothelial phosphatidic acid regulating major depressive disorder. *J Neurochem*. 2022 Nov;163(4):357-369. PMID: 36227646
- Encisco EM, Lim IIP, Velazco CS, Rosen NG, Garrison AP, Rymeski B, Frischer JS. Hirschsprung-associated enterocolitis at a referral institution: A retrospective review. *J Pediatr Surg*. 2023 Apr 20:S0022-3468(23)00250-6. Online ahead of print. PMID: 37221126
- ENiGMA CODE collaborators [Paquette IM]. Development of a core descriptor set for Crohn's anal fistula. *Colorectal Dis*. 2023 Apr;25(4):695-706. PMID: 36461766
- Eruchalu CN, Etheridge JC, Hammaker AC, ..., **Cortez AR.** Racial and ethnic disparities in operative experience among general surgery residents: A multi-institutional study from the US ROPE Consortium. *Ann Surg*. 2023 Mar 17. Online ahead of print. PMID: 36928294
- Evans S, Silski L. The evaluation of technical urinary tract complications in kidney transplantation recipients with a prolonged dialysis history. *Surgery*. 2023 May 5. Online ahead of print. PMID: 37150713
- Fahnhorst SE, Brandewie K, Perry T, Opotowsky AR, Lubert AM, Lorts A, Morales DLS, Villa CR. Single center experience with durable continuous flow single ventricle assist device: A viable option in Fontan circulatory failure. *ASAIO J*. 2023 May 17. Online ahead of print. PMID: 37200481
- Fan L, Pan Q, Yang W, Koo SC, Tian C, Li L, Lu M, Brown A, Ju B, Easton J, Ranganathan S, Shin S, Bondoc A, Yang JJ, Yu J, Zhu L. A developmentally prometastatic niche to hepatoblastoma in neonatal liver mediated by the Cxcl1/Cxcr2 axis. *Hepatology*. 2022 Nov;76(5):1275-1290. PMID: 35179799
- Farooqui Z, Cortez AR, Potts III JR, Tiao GM, von Allmen D, Quillin RC 3rd, Bondoc AJ, Garrison AP.** 10-Year analysis of pediatric surgery fellowship match and operative experience: Concerning trends? *Ann Surg*. 2023 Feb 1;277(2):e475-e482. PMID: 34508011
- Farooqui Z, Johnston M, Schepers E, Brewer N, Hartman S, Jenkins T, Bondoc A, Pai A, Geller J, Tiao GM.** Quality of life outcomes for patients who underwent conventional resection and liver transplantation for locally advanced hepatoblastoma. *Children (Basel)*. 2023 May 16;10(5):890. PMID: 37238438
- Fatuzzo SH, Greenberg JW, Hirsch R, Iliopoulos ID, Taylor MD, Morales DLS. Surgical repair of complete common atrioventricular canal in a conjoined twin following separation. *World J Pediatr Congenit Heart Surg*. 2022 Nov;13(6):812-814. PMID: 35979598
- Flynn-O'Brien KT, Collings AT, Farazi M, ..., Falcone RA Jr, Kotagal M, et al; Midwest Pediatric Surgery Consortium. Pediatric injury transfer patterns during the COVID-19 Pandemic: An interrupted time series analysis. *J Surg Res*. 2023 Jan;281:130-142. PMID: 36155270
- Flynn-O'Brien KT, Collings AT, Farazi M, ..., Falcone RA Jr, ..., Kotagal M, et al; Midwest Pediatric Surgery Consortium. Pediatric injury trends and relationships with social vulnerability during the COVID-19 pandemic: A multi-institutional analysis. *J Trauma Acute Care Surg*. 2023 Jan 1;94(1):133-140. PMID: 35995783
- Forde B, Fresch R, Masters H, DeFranco EA, McKinney DN, Tabbah S, Lim F, Habli M. Comparison of pregnancy outcomes of previable and perivable rupture of membranes after laser photocoagulation for twin-twin transfusion syndrome. *Obstet Gynecol*. 2022 Dec 1;140(6):965-973. PMID: 36357989
- Forde B, Oria M, Lampe K, Martin S, Peiro JL. Creation of a novel synthetic amniotic fluid for use in fetal therapy with in vitro testing on human amniotic membranes. *Am J Obstet Gynecol MFM*. 2023 Jun 14:101055. Online ahead of print. PMID: 37328032
- Fraser JA, Deans KJ, Fallat ME, Helmrath M, Kabre R, Leys CM, Markel TA, Dillon PA, Downard C, Wright TN, Gadepalli SK, Grabowski JE, Hirschl R, Johnson KN, Kohler JE, Landman MP, Mak GZ, Minneci PC, Rymeski B, Sato TT, Slater BJ, Peter SDS, Fraser JD; Midwest Pediatric Surgery Consortium. Evaluating the risk of peri-umbilical hernia after sutured or sutureless gastroschisis closure. *J Pediatr Surg*. 2022 Dec;57(12):786-791. PMID: 35450699
- Gaertner WB, Burgess PL, Davids JS, Lightner AL, Shogan BD, Sun MY, Steele SR, Paquette IM, Feingold DL; Clinical Practice Guidelines Committee of the American Society of Colon and Rectal Surgeons. The American Society of Colon and Rectal Surgeons clinical practice guidelines for the management of anorectal abscess, fistula-in-ano, and rectovaginal fistula. *Dis Colon Rectum*. 2022 Aug 1;65(8):964-985. PMID: 35732009



Garvey EM, Fuller M, Frischer J, Calkins CM, Rentea RM, Ralls M, Wood R, Rollins MD, Avansino J, Reeder RW, Durham MM; Pediatric Colorectal and Pelvic Learning Consortium (PCPLC). Multi-Institutional review from the Pediatric Colorectal and Pelvic Learning Consortium of minor spinal cord dysraphism in the setting of anorectal malformations: Diagnosis, treatment, and outcomes. *J Pediatr Surg*. 2023 Apr 29. Online ahead of print. PMID: 37248140

Georgeades CM, Collings AT, Farazi M, Fallat ME, Minneci PC, Sato TT, Speck KE, Van Arendonk K, Deans KJ, Falcone RA, Foley DS, Fraser J, Gadepalli S, Keller MS, Kotagal M, Landman MP, Leys CM, Markel TA, Rubalcava N, St Peter SD, Flynn-O'Brien KT. A multi-institutional study evaluating pediatric burn injuries during the COVID-19 pandemic. *J Burn Care Res*. 2023 Mar 2;44(2):399-407. PMID: 35985296

Gholami S, Colby S, Horowitz DP, Guthrie KA, Ben-Josef E, El-Khoueiry AB, Blanke CD, Philip PA, Kachnic LA, Ahmad SA, Rocha FG. Adjuvant chemoradiation in patients with lymph node-positive biliary tract cancers: Secondary analysis of a single-arm clinical trial (SWOG 0809). *Ann Surg Oncol*. 2023 Mar;30(3):1354-1363. PMID: 36622529

Gholami S, Colby S, Horowitz DP, Guthrie KA, Ben-Josef E, El-Khoueiry AB, Blanke CD, Philip PA, Kachnic LA, Ahmad SA, Rocha FG. ASO visual abstract: Adjuvant chemoradiation in patients with lymph node-positive biliary tract cancers - secondary analysis of a single-arm clinical trial (SWOG 0809). *Ann Surg Oncol*. 2023 Mar;30(3):1364-1365. PMID: 36542251

Gil LA, Lutz CM, Dillon PA, Downard CD, Ehrlich PF, Fallat ME, Fraser JD, Grabowski JE, Helmrath MA, Hertweck SP, Hirschl RB, Kabre R, Lal DR, Landman MP, Lawrence AE, Leys CM, Mak GZ, Markel TA, Raiji MT, Rymeski B, Saito JM, Sato TT, St Peter SD, Stafford LMC, Deans KJ, Minneci PC, Hewitt GD, Aldrink JH; Midwest Pediatric Surgery Consortium. Use and accuracy of intraoperative frozen section analysis for ovarian masses in children and adolescents. *J Pediatr Adolesc Gynecol*. 2023 Apr;36(2):155-159. PMID: 36209999

Gonzalez GC, Berazaluce AMC, Jenkins TM, Hardie WD, Foster KE, Tretter JT, Moore RA, Garcia VF, Brown RL. Does age matter? Cardiopulmonary profiles of adolescents versus adults with pectus excavatum presenting for surgical evaluation. *Pediatr Surg Int*. 2022 Dec 16;39(1):52. PMID: 36525122

Goodwin CM, Waters AM, Klomp JE, Javaid S, Bryant KL, Stalneck CA, Drizyte-Miller K, Papke B, Yang R, Amparo AM, Ozkan-Dagliyan I, Baldelli E, Calvert V, Pierobon M, Sorrentino JA, Beelen AP, Bublitz N, Lüthen M, Wood KC, Petricoin EF, Sers C, McRee AJ, Cox AD, Der CJ. Combination therapies with CDK4/6 inhibitors to treat KRAS-mutant pancreatic cancer. *Cancer Res*. 2023 Jan 4;83(1):141-157. PMID: 36346366

Greenberg JW, Fatuzzo SH, Ramineni A, Chin C, Wittekind SG, Lorts A, Lehenbauer DG, Louis LB 4th, Zafar F, Morales DLS. Heart transplant offers are less likely to be accepted on weekends, holidays, and conferences. *J Heart Lung Transplant*. 2023 Mar;42(3):345-353. PMID: 36509608

Greenberg JW, Guzman-Gomez A, **Kulshrestha K**, Dani A, Lehenbauer DG, Chin C, Zafar F, Morales DLS. Contemporary outcomes of heart transplantation in children with heterotaxy syndrome: Sub-optimal pre-transplant optimization translates into early post-transplant mortality. *Pediatr Cardiol*. 2023 Feb 22. Online ahead of print. PMID: 36811659

Greenberg JW, Hogue S, Raees MA, Ahmed HF, Abplanalp WA, Guzman-Gomez A, Abdelhamed Z, **Thangappan K**, Reagor JA, Rose JE, Collins M, Kasten JL, Goldstein SL, Zafar F, Morales DLS, Cooper DS. Exogenous nitric oxide delivery protects against cardiopulmonary bypass-associated acute kidney injury: Histologic and serologic evidence from an ovinemodel. *J Thorac Cardiovasc Surg*. 2023 Apr 17. Online ahead of print. PMID: 37164051

Greenberg JW, Kulshrestha K, Dani A, Winlaw DS, Lehenbauer DG, Chin C, Lorts A, Gist KM, Zafar F, Morales DLS. Not all durations of pre-heart transplant mechanical ventilation portend inferior post-transplant survival in children. *Pediatr Transplant*. 2023 May;27(3):e14433. PMID: 36345131

Greenberg JW, Moore RA, **Kulshrestha K**, Lorts A, Perry T, Huang B, Chen C, Morales DLS, Zafar F. Female donor hearts can improve survival for male pediatric heart transplant recipients. *Pediatr Transplant*. 2023 Feb;27(1):e14414. PMID: 36261871

Greenberg JW, Bryant R 3rd, Villa C, Fields K, Fynn-Thompson F, Zafar F, Morales DLS. Racial disparity exists in the utilization and post-transplant survival benefit of ventricular assist device support in children. *J Heart Lung Transplant*. 2023 May;42(5):585-592. PMID: 36710094

Greenberg JW, Morales DLS, Ahmed HF, Desai MV, Riggs KW, Hayes D Jr, Lehenbauer DG, Hossain MM, Zafar F. Overly selective offer acceptance is associated with high waitlist mortality for the most ill lung transplant candidates. *Semin Thorac Cardiovasc Surg*. 2022 Nov 7;51043-0679(22)00261-1. Online ahead of print. PMID: 36356907

Guetter CR, Altieri MS, Henry MCW, Shaughnessy EA, Tasnim S, Yu YR, Tan SA. In-person vs. virtual conferences: Lessons learned and how to take advantage of the best of both worlds. *Am J Surg*. 2022 Nov;224(5):1334-1336. PMID: 35945068

Gulati R, Hanlon MA, Lutz M, Quitmeyer T, Geller J, Tiao G, Timchenko L, Timchenko N. Phosphorylation-mediated activation of beta-catenin-TCF4-CEGRs/ALCDs pathway is an essential event in development of aggressive hepatoblastoma. *Cancers (Basel)*. 2022 Dec 9;14(24):6062. PMID: 36551548

Gulati R, Johnston M, Rivas M, CCast A, Kumbaji M, Hanlon MA, Lee S, Zhou P, Lake C, Schepers E, Min KW, Yoon JH, Karns R, Reid LM, Lopez-Terrada D, Timchenko L, Parameswaran S, Weirauch MT, Ranganathan S, Bondoc A, Geller J, Tiao G, Shin S, Timchenko N. Beta-catenin cancer-enhancing genomic regions axis is involved in the development of fibrolamellar hepatocellular carcinoma. *Hepatol Commun*. 2022 Oct;6(10):2950-2963. PMID: 36000549

Guzman-Gomez A, Ahmed HF, Dani A, Zafar F, Lehenbauer DG, Potter AS, Morales DLS, Ziady AG, Hayes D Jr. Center volume effect on acute cellular rejection and outcomes in pediatric lung transplant recipients. *J Heart Lung Transplant*. 2023 Apr 21. Online ahead of print. PMID: 37088340

Guzman-Gomez A, Greenberg JW, Dani A, Villa C, Lorts A, Boucek K, Zafar F, Morales DLS. In the era of outpatient VADs, is it time to reconsider the practice of bridging older children to transplant on outpatient inotropes? *J Thorac Cardiovasc Surg*. 2023 Jun 13:S0022-5223(23)00512-3. Online ahead of print. PMID: 37321290

Hahn JM, McFarland KL, Combs KA, Powell HM, Supp DM. Myofibroblasts are not characteristic features of keloid lesions. *Plast Reconstr Surg Glob Open*. 2022 Nov 28;10(11):e4680. PMID: 36448015

Hammaker AC, Dodwad SM, **Salyer CE**, ..., Quillin RC 3rd, **Cortez AR**. A multi-institutional study from the US ROPE Consortium examining factors associated with directly entering practice upon residency graduation. *Surgery*. 2022 Sep;172(3):906-912. PMID: 35788283

Haney LC, Ahmed HF, Dani A, Chin P, **Thangappan K**, Madsen N, Zafar F, Tweddell JS, Morales DLS. More than 400 uses of an intestinal submucosal extracellular matrix patch in a congenital heart program. *Ann Thorac Surg*. 2022 Oct; 114(4):1475-1483. PMID: 34375649

Hayes D Jr, Dani A, Guzman-Gomez A, Zafar F, Morales DLS, Ziady AG. Changing racial and ethnic differences for lung transplantation in cystic fibrosis. *Pediatr Transplant*. 2023 Feb; 27(1):e14404. PMID: 36206358

Hayes D Jr, Winlaw DS, Wilmot I, Alten JA, Morales DLS. Heart-lung transplantation for primary lung transplant complications. *Pediatr Transplant*. 2022 Nov;26(7):e14365. PMID: 35920017

Heidel JS, Dani A, Towe C, Schecter M, Zhang Y, Hossain MM, Zafar F, Morales DLS, Hayes D Jr. Body mass index percentage and survival in pediatric patients listed for lung transplantation: A modern-era multi-institutional analysis. *J Heart Lung Transplant*. 2023 Apr 22:S1053-2498(23)01829-6. Online ahead of print. PMID: 37088338

Heidel JS, **Miller J**, **Donovan E**, Handa R, Van Haren R, Salfity H, Starnes SL. Routine chest radiography after thoracostomy tube removal and during postoperative follow-up is not necessary after lung resection. *J Thorac Cardiovasc Surg*. 2023 May 24:S0022-5223(23)00440-3. Online ahead of print. PMID: 37236600

Hogan E, **Yalamanchili S**, Farley E, Guibord SB, Strauss S, Gobble R. A novel pathway for insurance-based breast reductions: A method for identifying appropriate surgical candidates. *J Plast Reconstr Aesthet Surg*. 2023 Jun; 81:132-137. PMID: 37141787

Huynh MV, Hobbs GA, Schaefer A, et al. Functional and biological heterogeneity of KRASQ61 mutations. *Sci Signal*. 2022 Aug 9;15(746):eabn2694. PMID: 35944066

Iantorno SE, Rollins MD, Austin K, Avansino JR, Badillo A, Calkins CM, Crady RC, Dickie BH, Durham MM, Frischer JS, Fuller MK, Grabowski JE, Ralls MW, Reeder RW, Rentea RM, Saadai P, Wood RJ, van Leeuwen KD, Short SS; Pediatric Colorectal and Pelvic Learning Consortium. Rectal prolapse following repair of anorectal malformation: Incidence, risk factors, and management. *J Pediatr Surg*. 2023 Apr 20. Online ahead of print. PMID: 37173214

Iliopoulos I, Cooper DS, Reagor JA, Koh W, Goldstein BH, Khoury PR, Morales DLS, Batlivala S. Absolute versus relative near-infrared spectroscopy in pediatric cardiac patients. *Pediatr Crit Care Med*. 2023 Mar 1;24(3):204-212. PMID: 36729677

Imbus JR, **Jung AD**, Davis S Jr, Oyefule OO, Patel AD, Serrot FJ, Stetler JL, Majumdar MC, Papandria D, Diller ML, Srinivasan JK, Lin E, Hechenbleikner EM. Extended postoperative venous thromboembolism prophylaxis after bariatric surgery: A comparison of existing risk-stratification tools and 5-year MBSAQIP analysis. *Surg Obes Relat Dis*. 2023 Apr 18. Online ahead of print. PMID: 37353413

Irani JL, Hedrick TL, Miller TE, Lee L, Steinhagen E, Shogan BD, Goldberg JE, Feingold DL, Lightner AL, Paquette IM. Clinical practice guidelines for enhanced recovery after colon and rectal surgery from the American Society of Colon and Rectal Surgeons and the Society of American Gastrointestinal and Endoscopic Surgeons. *Dis Colon Rectum*. 2023 Jan 1;66(1): 15-40. PMID: 36515513

Irani JL, Hedrick TL, Miller TE, Lee L, Steinhagen E, Shogan BD, Goldberg JE, Feingold DL, Lightner AL, Paquette IM. Clinical practice guidelines for enhanced recovery after colon and rectal surgery from the American Society of Colon and Rectal Surgeons and the Society of American Gastrointestinal and Endoscopic Surgeons. *Surg Endosc*. 2023 Jan; 37(1):5-30. PMID: 36515747

Jadi J, Shaughnessy E, Barry L, Reyna C, Tsai S, Downs-Canner SM, Myers S. Outcomes of a pilot virtual mentorship program for medical students interested in surgery. *Am J Surg*. 2023 Feb;225(2):229-233. PMID: 35934558

Johnson DB, Atkins MB, Hennessy C, et al; COVID-19 and Cancer Consortium. Impact of COVID-19 in patients on active melanoma therapy and with history of melanoma. *BMC Cancer*. 2023 Mar 23;23(1):265. PMID: 36949413

Jose A, Koprass EJ, Shah SA, Elwing JM. Postpulmonary hypertension practice patterns after liver transplantation. *Liver Transpl*. 2023 Apr 1;29(4):365-376. PMID: 36117426

Joshi RS, Eftekhazadeh S, Shukla AR, Ramji J, Hingorani SR, Canning DA, Pippi-Salle JL, Merguerian P, DeFoor WR Jr, Frazier JR, Weiss DA, Reddy PP. Kidney function outcomes in patients after complete primary repair of bladder exstrophy and penopubic epispadias: Results from the international bladder exstrophy consortium. *J Pediatr Urol*. 2023 Feb;19:34.e1-34.e9. PMID: 36253234



- Justiniano CF, Hull TL. Construction of J- and S-Pouches. *Dis Colon Rectum*. 2022 Dec 1;65(S1):S20-S25. PMID: 35895866
- Justiniano CF, Becerra AZ, Loria A, Xu Z, Aquina CT, Temple LK, Fleming FJ. Is robotic utilization associated with increased minimally invasive colorectal surgery rates? Surgeon-level evidence. *Surg Endosc*. 2022 Aug;36(8):5618-5626. PMID: 35024928
- Kao DD, Fuu-Kou Y, Wang CS, Lehenbauer D, Zak S, Benscoter D, Morales DL, de Alarcon A, Rutter MJ. Characteristics and outcomes of surgical treatment for bronchial anomalies. *Laryngoscope*. 2023 May 9. Online ahead of print. PMID: 37159210
- Keltner SJ, Hallemeier C, Wang K, Tao R, Shah S, Heimbach J, Kharofa JR. Neoadjuvant therapy regimens for hilar cholangiocarcinoma before liver transplant. *Am J Clin Oncol*. 2023 Jun 1;46(6):276-278. PMID: 37036238
- Kennedy U, Daugherty M, Frischer J, DeFoor W, Strine AC, Reddy PP, Sheldon C, Minevich E, VanderBrink BA. Reoperative anorectal procedures in patients with anorectal malformations: Is bladder function affected? *J Pediatr Surg*. 2023 May 2. Online ahead of print. PMID: 37217362
- Khan RS, Khoury PR, Zafar F, Morales DL, Chin C, Peng DM, Almond CS, Burstein DS, Odeniyi F, Wittekind SG. Functional status predicts pediatric heart transplant outcomes: A united network for organ sharing (UNOS) database study. *J Heart Lung Transplant*. 2023 Jul;42(7):964-973. Epub 2023 Feb 21. PMID: 37029062
- Kharofa J, Haslam D, Wilkinson R, Weiss A, Patel S, Wang K, Esslinger H, Olowokure O, Sohal D, Wilson G, Ahmad S, Apewokin S. Analysis of the fecal metagenome in long-term survivors of pancreas cancer. *Cancer*. 2023 Jul 1;129:1986-1994. Epub 2023 Mar 21. PMID: 36943918
- Kim ME, Kasparian NA, Zang H, Pater C, Chlebowski MM, Marcuccio E, Florez A, Morales DLS, Madsen N, Moore RA. Are parent discharge readiness scores effective for patients with congenital heart disease after cardiac surgery? *J Pediatr*. 2023 Jun;257:113361. PMID: 36841508
- Kim Y, **Thangappan K**, DeCarlo CS, Jessula S, Majumdar M, Patel SS, Zacharias N, Mohapatra A, Dua A. Outcomes of femoropopliteal bypass for lifestyle-limiting claudication in the endovascular era. *J Surg Res*. 2022 Nov;279:323-329. PMID: 35809357
- King NM, Roberts M, Nabavizadeh P, Bennett S, Louis LB 4th, Cook JL. Extracorporeal life support for cardiorespiratory collapse after delayed diagnosis and related complications of postpartum preeclampsia. *J Cardiothorac Vasc Anesth*. 2023 Jun;37(6):1032-1035. PMID: 36424238
- Kotagal M, Falcone RA Jr, Daugherty M, Merkt B, Klein GL, McDonough S, Boyd SD, Geis GL, Kerrey BT. Making a move: Using simulation to identify latent safety threats prior to the care of injured patients in a new physical space. *J Trauma Acute Care Surg*. 2022 Dec 30. Online ahead of print. PMID: 36583615
- Kubi B, Nudotor R, Fackche N, Rowe J, Cloyd JM, Ahmed A, Grotz TE, Fournier K, Dineen S, Veerapong J, Baumgartner JM, Clarke C, Patel SH, **Dhar V**, Lambert L, Abbott DE, Pokrzywa C, Raouf M, Lee B, Zaidi MY, Maithel SK, Johnston FM, Greer JB. Influence of insurance status on the postoperative outcomes of cytoreductive surgery and HIPEC. *J Surg Oncol*. 2023 Mar; 127(4):706-715. PMID: 36468401
- Kulshrestha K**, Greenberg JW, Guzman-Gomez AM, Kennedy JT 3rd, Hossain MM, Zhang Y, Zafar F, Morales DLS. Up to an hour of donor resuscitation does not affect pediatric heart transplantation survival. *Ann Thorac Surg*. 2023 Jun 2. Online ahead of print. PMID: 37271442
- Kulshrestha K**, Morales DLS. Good things come to those who wait: Single-institution post-heart transplant outcomes after VAD. *Ann Thorac Surg*. 2023 Apr 21;S0003-4975(23)00403-4. Online ahead of print. PMID: 37088406
- Kulshrestha K**, Morales DLS. It takes two: Outcomes of pediatric heart transplant candidates with renal dysfunction. *Ann Thorac Surg*. 2023 Jan 19;S0003-4975(23)00037-1. Online ahead of print. PMID: 36682605
- Kulshrestha K**, Morales DLS. Right ventricular dominance and Fontan failure: Where do we go from here & what is a success? *Ann Thorac Surg*. 2022 Dec 21;S0003-4975(22)01607-1. Online ahead of print. PMID: 36565736
- Kulshrestha K**, Morales DLS. It's good to be young: Early survival data for Covid-19 lung transplant recipients. *Ann Thorac Surg*. 2022 Oct 14;S0003-4975(22)01323-6. Online ahead of print. PMID: 36252725
- Kunisaki SM, Saito JM, Fallat ME, Peter SDS, Lal DR, Karmakar M, Deans KJ, Gadepalli SK, Hirschl RB, Minneci PC, Helmrath MA; Midwest Pediatric Surgery Consortium. Fetal risk stratification and outcomes in children with prenatally diagnosed lung malformations: Results from a multi-institutional research collaborative. *Ann Surg*. 2022 Nov 1;276(5):e622-e630. PMID: 33214447
- Kurtzman JT, Kerr P, Blum R, Han DS, Baas W, Argade S, Brandes SB. The role of transcatheter cuff placement in high-risk and ultra-high-risk patients: Are they actually helpful? *World J Urol*. 2023 Mar;41(3):879-884. PMID: 36749394
- Kwiatkowski DM, Shezad M, Barnes AP, Ploutz MS, Law SP, Zafar F, Morales DLS, O'Connor MJ; ACTION Network Investigators. Impact of weight on ventricular assist device outcomes in dilated cardiomyopathy patients in pediatric centers: An ACTION Registry study. *ASAIO J*. 2023 May 1;69(5):496-503. PMID: 37071761
- Labuz DF, Tobias J, Selesner L, Han X, Cunningham A, Marengo CW, Escobar MA Jr, Hazeltine MD, Cleary MA, Kotagal M, Falcone RA Jr, Vogel AM, MacArthur T, Klinkner DB, Shah A, Chernoguz A, Orioles A, Zagel A, Gosain A, Knaus M, Hamilton NA, Jafri MA. Impact of institutional prophylaxis guidelines on rates of pediatric venous thromboembolism following trauma: A multicenter study from the Pediatric Trauma Society Research Committee. *J Trauma Acute Care Surg*. 2023 Mar 6. Online ahead of print. PMID: 36872513

Lautz TB, Xue W, Luo LY, Fair D, Qumseya A, Gao Z, Dasgupta R, Rodeberg D, Venkatramani R. Management and outcomes of chest wall rhabdomyosarcoma: A report from the Children's Oncology Group Soft Tissue Sarcoma Committee. *Pediatr Blood Cancer*. 2023 Jul;70(7):e30357. Epub 2023 Apr 18. PMID: 37070563

Lavryk OA, Justiniano CF, Bandi B, Floruta C, Steele SR, Hull TL. Turnbull-Cutait pull-through procedure is an alternative to permanent ostomy in patients with complex pelvic fistulas. *Dis Colon Rectum*. 2023 Jun 28. Online ahead of print. PMID: 37379170

Lee S, Karns R, Shin S. Mechanism of paracrine communications between hepatic progenitor cells and endothelial cells. *Cell Signal*. 2022 Aug 30;100:110458. Online ahead of print. PMID: 36055565

Lellouche F, Blanchet MA, Branson RD. Oxygen-free days and the confounders of clinical practice. *Chest*. 2022 Dec; 162(6):e331-e332. PMID: 36494135

Leonard LD, de Araujo TB, Quinn C, ..., Heelan AA, et al. ASO visual abstract: De-implementation of axillary dissection in women undergoing mastectomy for breast cancer. *Ann Surg Oncol*. 2023 Jun 29. Online ahead of print. PMID: 37386306

Leonard LD, de Araujo TB, Quinn C, Thomas MB, Beaty L, Mott NM, Colborn K, Heelan AA, Tevis SEA, Christian N, Arhendt G, Gleisner AL. De-implementation of axillary dissection in women undergoing mastectomy for breast cancer. *Ann Surg Oncol*. 2023 Jun 16. Online ahead of print. PMID: 37326811

Levin BA, Lama DJ, Sussman J, Guan T, Rao M, Tobler J, Verma S, Sidana A. Does the type of biopsy used for diagnosis impact subsequent treatment selection in prostate cancer patients? *Aging Male*. 2022 Dec;25(1):23-28. PMID: 34983290

Li L, Wang J, Zhao G, Topaz S, Morales D, Yoganathan A, Ballard-Croft C, Zwischenberger JB, Wang D. Percutaneous cavopulmonary assist: From design to 96 hour survival in lethal cavopulmonary failure sheep. *ASAIO J*. 2023 Apr 24. Online ahead of print. PMID: 37084284

Liette MD, Crisologo PA, Masadeh S, Yang SH, Bergmann CB, Caldwell CC, Henning JA. A prospective analysis of the SVS Wifl classification system to stratify immediate and 1-year patient outcomes. *J Foot Ankle Surg*. 2023 Jul-Aug;62(4):661-665. Epub 2023 Feb 15. PMID: 36933979

Looney CM, Schroeder A, Tavares E, Garg J, Schindler T, Vincenti F, Redfield RR, Jordan SC, Busque S, Woodle ES, Khan J, Eastham J, Micallef S, Austin CD, Morimoto A. Obinutuzumab effectively depletes key B-cell subsets in blood and tissue in end-stage renal disease patients. *Transplant Direct*. 2023 Jan 19;9(2): e1436. PMID: 36700064

Loria A, Glance LG, Melucci AD, Boodry C, Justiniano CF, Dunne RF, Mustian KM, Becerra AZ, Jusko TA, Temple LK, Fleming FJ. Low preoperative serum creatinine is common and associated with poor outcomes after nonemergent inpatient surgery. *Ann Surg*. 2023 Feb 1;277(2):246-251. PMID: 36448909

Lorts A, Morales DLS. Beyond survival: It's not the trip itself that you remember but rather how it made you feel. *J Heart Lung Transplant*. 2023 Apr;42(4):478-479. PMID: 36635186

Lutz M, Levanti M, Karns R, Gourdon G, Lindquist D, Timchenko NA, Timchenko L. Therapeutic targeting of the GSK3-beta-CUGBP1 pathway in myotonic dystrophy. *Int J Mol Sci*. 2023 Jun 26;24(13):10650. PMID: 37445828

MacArthur TA, Vogel AM, Glasgow AE, Moody S, Kotagal M, ..., Falcone RA Jr, Polites SF. Crystalloid volume is associated with short-term morbidity in children with severe traumatic brain injury: An Eastern Association for the Surgery of Trauma multicenter trial post hoc analysis. *J Trauma Acute Care Surg*. 2023 Jul 1;95(1):78-86. Epub 2023 Apr 19. PMID: 37072882

Marmor HN, Deppen SA, Welty V, Kammer MN, Godfrey CM, Patel K, Maldonado F, Chen H, Starnes SL, Wilson DO, Billatos E, Grogan EL. Improving lung cancer diagnosis with CT radiomics and serum histoplasmosis testing. *Cancer Epidemiol Biomarkers Prev*. 2023 Mar 6;32(3):329-336. PMID: 36535650

Marquart J, Bowder A, Bence C, ..., Rymeski BA, ..., Helmrath MA, et al; Midwest Pediatric Surgery Consortium. Thoracoscopy versus thoracotomy for esophageal atresia and tracheo-esophageal fistula: Outcomes from the Midwest Pediatric Surgery Consortium. *J Pediatr Surg*. 2023 Jan;58(1):27-33. PMID: 36283849

Masadeh S, Liette MD, Perry W, Bibbo C. Distally-based (reverse) medial hemi-flexor hallucis brevis muscle flap in a series of high-risk patients: Retrospective case series. *Plast Reconstr Surg Glob Open*. 2023 Jan 20;11(1):e4751. PMID: 36699217

Mena R, Mendoza E, Mangano FT, Henrickson M, Scott M, DeFoor WR, Little KJ, Ruschman J, Prada CE. International pediatric multidisciplinary management using telemedicine to promote equitable care. *Telemed J E Health*. 2023 May; 29(5):674-685. PMID: 36112346

Metts J, Xue W, Gao Z, Ermoian R, Bradley JA, Arnold MA, Dasgupta R, Venkatramani R, Walterhouse D. Survival of patients with orbital and eyelid rhabdomyosarcoma treated on Children's Oncology Group studies from 1997 to 2013: A report from the Children's Oncology Group. *Cancer*. 2023 Jun 1;129(11):1735-1743. PMID: 36857314

Meyyappan T, Wilson GC, Zeh HJ, Hogg ME, Lee KK, Zureikat AH, Panizza A. Robotic approach mitigates the effect of major complications on survival after pancreaticoduodenectomy for periampullary cancer. *Surg Endosc*. 2023 Feb;37(2):1181-1187. PMID: 36163566

Minami HR, Li X, Ong SK, Allen S, Ansari P, Balters M, Han D, Hess D, Jackson P, Kimbrough M, Porter M, Schroll R, Shames B, Shelton J, Soult M, Sussman JJ, Williams M, Yoo P, Smeds MR. Frequency and characteristics of social media use among general surgery trainees. *J Surg Res*. 2022 Sep;277:342-351. PMID: 35561650



- Moore MG, Kinzer A, Barhorst K, Singerman K, **Dembinski D**, Gobble R. Communication: Virtual application cycle impact on integrated plastic surgery residency Instagram presence. *J Plast Reconstr Aesthet Surg*. 2022 Aug;75(8):2831-2870. PMID: 35780001
- Moore RA, **Kulshrestha K**, Burke W, Wells DA, O'Donnell A, Szugye N, Lehenbauer DG, Morales DLS. Repair of truncus arteriosus and atrioventricular septal defect: A value of virtual reality. *J Thorac Cardiovasc Surg*. 2023 May 31. Online ahead of print. PMID: 37268102
- Moran-Lev H, Kocoshis SA, Oliveira SB, Helmrath M, Cole CR. Chronic mucosal inflammation in pediatric intestinal failure patients: A unique phenomenon. *J Pediatr Gastroenterol Nutr*. 2023 Apr 25. Online ahead of print. PMID: 37098159
- Mostafa MM, Khallaf A, Kamel M, Patil N, Mahdy A. Outcomes of continent and incontinent external urinary diversion in management of patients with refractory non-malignant lower urinary tract dysfunction. *Arch Ital Urol Androl*. 2022 Dec 27;94(4):384-389. PMID: 36576458
- Mostafa MM, Khallaf A, Khalil M, Elgammal MA, Mahdy A. Efficacy and safety of TURP, HoLEP, and PVP in the management of OAB symptoms complicating BPH in patients with moderately enlarged prostates: A comparative study. *Can Urol Assoc J*. 2023 Jan;17(1):E1-E7. PMID: 36121889
- Naik-Mathuria B, Utria AF, Ehrlich PF, Aldrink JH, Murphy AJ, Lautz T, Dasgupta R, et al. Management and outcomes of Wilms tumor with suprarenal intravascular extension: A Pediatric Surgical Oncology Research Collaborative study. *Ann Surg*. 2023 Jun 2. Online ahead of print. PMID: 37264925
- Nandi D, Auerbach SR, Bansal N, Buchholz H, Conway J, Estes P, Kaufman BD, Lal AK, Law SP, Lorts A, May LJ, Mehegan M, Mokshagundam D, Morales DLS, O'Connor MJ, Rosenthal DN, Shezad MF, Simpson KE, Sutcliffe DL, Vanderpluym C, Wittlieb-Weber CA, Zafar F, Cripe L, Villa CR. Initial multicenter experience with ventricular assist devices in children and young adults with muscular dystrophy: An ACTION registry analysis. *J Heart Lung Transplant*. 2023 Feb;42(2):246-254. PMID: 36270923
- Nathwani JN, **Baucom MR**, Salvator A, Makley AT, Tsuei BJ, Droege CA, Goodman MD, Nomellini V. Evaluating the utility of high sensitivity troponin in blunt cardiac injury. *J Surg Res*. 2023 Jan;281:104-111. PMID: 36152398
- Nelson B, Meier T, Zhang Y, Wang K, Mascia AE, Paquette I, Thompson E, Rafferty J, Snyder J, Olowokure O, Sohail D, Kharofa J. Feasibility trial of intensity modulated proton therapy to reduce toxicity in anal cancer patients. *Am J Clin Oncol*. 2023 Jul 1;46(7):293-299. Epub 2023 Apr 24. PMID: 37088904
- Oberoi S, Qumseya A, Xue W, ..., Dasgupta R, et al. Feasibility of combining temsirolimus to vincristine, dactinomycin, cyclophosphamide, and vincristine and irinotecan chemotherapy for children with intermediate-risk rhabdomyosarcoma: A report from Children's Oncology Group. *Pediatr Blood Cancer*. 2023 May 26:e30436. Online ahead of print. PMID: 37243336
- O'Connell AE, Raveenthiraraj S, Adegbeye C, Qi W, Khetani RS, Singh A, Sundaram N, Emeonye C, Lin J, Goldsmith JD, Thiagarajah JR, Carlone DL, Turner JR, Agrawal PB, Helmrath M, Breault DT. WNT2B deficiency causes increased susceptibility to colitis in mice and impairs intestinal epithelial development in humans. *bioRxiv*. 2023 Apr 22:2023.04.21.537894. Preprint. PMID: 37131772
- Ogobuiro I, Baca Y, Ribeiro JR, Walker P, Wilson GC, Gulhati P, Marshall JL, Shroff RT, Spetzler D, Oberley MJ, Abbott DE, Kim HJ, Kooby DA, Maithel SK, Ahmad SA, Merchant NB, Xiu J, Hosein PJ, Datta J. Multi-omic characterization reveals a distinct molecular landscape in young-onset pancreatic cancer. *medRxiv*. 2023 Mar Preprint. PMID: 37034762
- Ogobuiro I, Collier AL, Khan K, de Castro Silva I, Kwon D, Wilson GC, Schwartz PB, Parikh AA, Hammill C, Kim HJ, Kooby DA, Abbott D, Maithel SK, Snyder RA, Ahmad SA, Merchant NB, Datta J. Racial disparity in pathologic response following neoadjuvant chemotherapy in resected pancreatic cancer: A multi-institutional analysis from the Central Pancreatic Consortium. *Ann Surg Oncol*. 2023 Mar;30(3):1485-1494. PMID: 36316508
- Ogobuiro I, Collier AL, Khan K, de Castro Silva I, Kwon D, Wilson GC, Schwartz PB, Parikh AA, Hammill C, Kim HJ, Kooby DA, Abbott D, Maithel SK, Snyder RA, Ahmad SA, Merchant NB, Datta J. ASO visual abstract: Racial disparity in pathologic response following neoadjuvant chemotherapy in resected pancreatic cancer - a multi-institutional analysis from the Central Pancreatic Consortium. *Ann Surg Oncol*. 2023 Mar;30(3):1498-1499. PMID: 36564655
- Ortiz AC, Petrossian G, Koizumi N, Yu Y, Plews R, Conti D, Ortiz J. Belatacept-based immunosuppression in practice: A single center experience. *Transpl Immunol*. 2023 Jun;78:101834. PMID: 37060963
- Ott KC, Bi M, Scorletti F, Ranginwala SA, Marriott WS, Peiro JL, Kline-Fath BM, Alhajjat AM, Shaaban AF. The interplay between prenatal liver growth and lung development in congenital diaphragmatic hernia. *Front Pediatr*. 2022 Sep 26;10:983492. PMID: 36225336
- Ozgun I, Justiniano CF, Wood HM, Gorgun E. Single-port endorobotic rectal mucosa harvest for urethral reconstruction. *Dis Colon Rectum*. 2023 Feb 1;66(2):e54-e57. PMID: 36538698
- Ozgun I, Justiniano CF, Valente MA, Holubar SD, Steele SR, Gorgun E. Are large ileocecal valve lesions amenable with advanced endoscopic management to avoid bowel resection? *Surg Endosc*. 2023 Jul;37(7):5320-5325. Epub 2023 Mar 29. PMID: 36991268
- Pandurangi S, Kim S, Asai A, Bondoc A, Balistreri W, Campbell K, Miethke A, Peters A, Rogers M, Taylor A, Attia SL, Gibbons T, Mullapudi B, Sheridan R, Tiao G, Bezerra JA. Customized postoperative therapy improves bile drainage in biliary atresia: A single center preliminary report. *J Pediatr Surg*. 2022 Nov 5. Online ahead of print. PMID: 36496264
- Papageorge C, Sharma S, Chadalavada S, Chang A. An unusual case of hematuria following kidney transplantation. *Am J Transplant*. 2023 Apr;23(4):585-587.e0. PMID: 37024155

- Pandit AA, Patil NN, Mostafa M, Kamel M, Halpern MT, Li C. Rural-urban disparities in patient care experiences among prostate cancer survivors: A SEER-CAHPS study. *Cancers (Basel)*. 2023 Mar 23;15(7):1939. PMID:37046601
- Patel SH, Bachmann M, Kadow S, Wilson GC, Abdel-Salam MML, Xu K, Keitsch S, Soddemann M, Wilker B, Becker KA, Carpinteiro A, Ahmad SA, Szabo I, Gulbins E. Simultaneous targeting of mitochondrial Kv1.3 and lysosomal acid sphingomyelinase amplifies killing of pancreatic ductal adenocarcinoma cells in vitro and in vivo. *J Mol Med (Berl)*. 2023 Mar;101(3):295-310. PMID: 36790532
- Patel SK, Hartnett S, Gaulden A, Bethi M, Habli MA, McKinney DN, Lim FY, Peiro JL, Stevenson CB. Effect of allograft patch closure on incidence of spinal inclusion cyst formation following open fetal myelomeningocele repair. *J Neurosurg Pediatr*. 2023 Apr 28:1-8. Online ahead of print. PMID: 37119101
- Patel SV, Liberman S, Burgess P, Goldberg JE, Poylin V, Messick C, Davis B, Feingold DL, Lightner AL, Paquette I. The American Society of Colon and Rectal Surgeons clinical practice guidelines for the reduction of venous thromboembolic disease in colorectal surgery. *Dis Colon Rectum*. 2023 Jun 12. Online ahead of print. PMID:37318130
- Peiro JL, Duru S, Fernandez-Tome B, Peiro L, Encinas JL, Sanchez-Margallo FM, Oria M. Fetal endoscopic third ventriculostomy is technically feasible in prenatally induced hydrocephalus ovine model. *Neurosurgery*. 2023 Jun; 92:1303-1311. PMID: 36762899
- Perry T, Henry B, Cooper DS, Keswani SG, Burton KS, Lim FY, Chernoguz A, Frischer JS. Antithrombin III infusion improves anticoagulation in congenital diaphragmatic hernia patients on extracorporeal membrane oxygenation. *Perfusion*. 2023 Apr; 38(3):507-514. PMID:34939461
- Peters AL, Rogers M, Begum G, Sun Q, Fei L, Leino D, Hildeman D, Woodle ES. T-cell infiltrate intensity is associated with delayed response to treatment in late acute cellular rejection in pediatric liver transplant recipients. *Pediatr Transplant*. 2023 May; 27(3): e14475. PMID: 36691289
- Petrossian G, Ortiz J, Ortiz AC, Addonizio K, Hsiao A, James R, Koizumi N, Patel S, Plews R. Increased CMV disease and "severe" BK viremia with belatacept vs. sirolimus three-drug maintenance immunosuppression. *Transpl Immunol*. 2023 Aug;79:101857. Epub 2023 May 16. PMID: 37201797
- Petrossian G, Ortiz J, Ortiz AC, Koizumi N, Plews R. Outcomes of de novo belatacept-based immunosuppression regimen and avoidance of calcineurin inhibitors in recipients of kidney allografts at higher risk for underutilization. *Nephrology (Carlton)*. 2022 Dec;27(12):1006-1007. PMID: 36251149
- Pham T, Heunks L, Bellani G, et al; WEAN SAFE Investigators [Tsuei B]. Weaning from mechanical ventilation in intensive care units across 50 countries (WEAN SAFE): A multicentre, prospective, observational cohort study. *Lancet Respir Med*. 2023 May;11(5):465-476. PMID: 36693401
- Pitstick AL, Poling HM, Sundaram N, Lewis PL, Kechele DO, Sanchez JG, Scott MA, Broda TR, Helmtrath MA, Wells JM, Mayhew CN. Aggregation of cryopreserved mid-hindgut endoderm for more reliable and reproducible hPSC-derived small intestinal organoid generation. *Stem Cell Reports*. 2022 Aug 9;17(8):1889-1902. PMID: 35905739
- Price AD**, Shah SA, Ahmad SA. Social media and academic surgical research dissemination. *Surgery*. 2023 May 21. Online ahead of print. PMID: 37221104
- Pritts TA. 2022 Central Surgical Association presidential address: Grit and resilience in surgery. *Surgery*. 2023 Mar; 173(3): 562-566. PMID: 36572619
- Pulliam K**, Gardner D, Edmunds P, Moody S, Aldridge N, Lyons S, Jenkins T, Kotagal M, Brown RL, Falcone RA Jr. Partnering with high-risk communities to successfully reduce pediatric injury over time. *J Pediatr Surg*. 2022 Dec 16. Online ahead of print. PMID: 36670000
- Rabenstein AP, Santore LA, Starnes SL, Van Haren RM, Balaguer JM, Abdel-Misih S. Cardiac surgery exposure in general surgery residency: A survey of general surgery residency program directors. *J Surg Educ*. 2023 May;80:633-638. PMID: 36774212
- Rabinowitz YA**, Hooker KJ, Hanseman DJ, Ferdous Khan MT, McLaurin WS, Krishnan DG, Vossler A, Rambhatla R, Phero JA. What happens to full mouth extraction patients? A retrospective review of patient mortality at an academic medical center. *J Oral Maxillofac Surg*. 2022 Nov; 80(11): 1827-1835. PMID: 35922012
- Ravi P, Burch MB, Farahani S, Chepelev LL, Yang D, Ali A, Joyce JR, Lawera N, Stringer J, Morris JM, Ballard DH, Wang KC, Mahoney MC, Kondor S, Rybicki FJ; University of Cincinnati 3D Printing Clinical Service Participants. Utility and costs during the initial year of 3D printing in an academic hospital. *J Am Coll Radiol*. 2023 Feb;20(2):193-204. PMID: 35988585
- Rice-Townsend SE, Nicassio L, Glazer D, ..., Frischer J, et al; Pediatric Colorectal, Pelvic Learning Consortium (PCPLC). Fecal continence outcomes and potential disparities for patients with anorectal malformations treated at referral institutions for pediatric colorectal surgery. *Pediatr Surg Int*. 2023 Mar 23; 39(1):157. PMID: 36952009
- Rich BS, Fishbein J, Lautz T, ..., Dasgupta R, Glick RD. Inflammatory myofibroblastic tumor: A multi-institutional study from the Pediatric Surgical Oncology Research Collaborative. *Int J Cancer*. 2022 Oct 1;151(7):1059-1067. PMID: 35604778
- Riddle S, Peiro JL, Lim FY, Habli M, McKinney D, Kingma P. Fetal tracheal occlusion for congenital diaphragmatic hernia. *Neoreviews*. 2023 Apr 1;24(4):e263-e269. PMID: 37002399
- Romero-Lopez M, Oria M, Ferrer-Marquez F, Varela MF, Lampe K, Watanabe-Chailland M, Martinez L, Peiro JL. Fetal lung hypoxia and energetic cell failure in the nitrofen-induced congenital diaphragmatic hernia rat model. *Pediatr Surg Int*. 2023 Apr 13;39(1):180. PMID: 37055635



Rosselot AE, Park M, Kim M, Matsu-Ura T, Wu G, Flores DE, Subramanian KR, Lee S, Sundaram N, Broda TR, McCauley HA, Hawkins JA, Chetal K, Salomonis N, Shroyer NF, Helmrath MA, Wells JM, Hogenesch JB, Moore SR, Hong CI. Ontogeny and function of the circadian clock in intestinal organoids. *EMBO J*. 2022 Dec 17;41(2):e106973. PMID: 34704277

Rossi AP, Tremblay S, Castro-Rojas CM, Burg AA, Roskin KM, Gehman JM, Rike-Shields A, Alloway RR, Brailey P, Allman D, Hildeman DA, Woodle ES. Effects of in vivo CXCR4 blockade and proteasome inhibition on bone marrow plasma cells in HLA-sensitized kidney transplant candidates. *Am J Transplant*. 2023 Jun;23(6):759-775. PMID: 36871629

Rudolph M, Shah SA, Quillin R, Lemon K, Olowokure O, Latif T, Sohal D. Immune checkpoint inhibitors in liver transplant: A case series. *J Gastrointest Oncol*. 2023 Apr 29;14(2):1141-1148. PMID: 37201081

Ryan CE, Lambdin J, Shah S, Quillin RC, Lemon K, Hernandez JM, Sohal D. Durvalumab and tremelimumab for hepatocellular carcinoma in patients listed for a liver transplant. *Ann Surg Oncol*. 2023 Feb;30(2):686-687. PMID: 36400894

**Schepers EJ**, Glaser K, Zwolshen HM, **Hartman SJ**, Bondoc AJ. Structural and functional impact of post-translation modification of GPC3 on liver carcinogenesis. *Cancer Res*. 2023 Apr 7; CAN-22-3895. Online ahead of print. PMID: 37027004

**Schepers EJ**, Lake C, Glaser K, Bondoc AJ. Inhibition of glypican-3 cleavage results in reduced cell proliferation in a liver cancer cell line. *J Surg Res*. 2023 Feb;282:118-128. PMID: 36272230

Schuermann LE, Bergmann CB, Goetzman H, Caldwell CC, Satish L. Heat-killed probiotic *Lactobacillus plantarum* affects the function of neutrophils but does not improve survival in murine burn injury. *Burns*. 2023 Jun;49(4):877-888. PMID: 35850881

Schumacher F, Carpinteiro A, Edwards MJ, Wilson GC, Keitsch S, Soddemann M, Wilker B, Kleuser B, Becker KA, Müller CP, Kornhuber J, Gulbins E. Stress induces major depressive disorder by a neutral sphingomyelinase 2-mediated accumulation of ceramide-enriched exosomes in the blood plasma. *J Mol Med (Berl)*. 2022 Oct;100:1493-1508. PMID: 36045177

SenthilKumar G, Kothari AN, Maduekwe UN, Fournier K, Abbott DE, Wilson GC, Patel SH, Greer J, Johnston F, Dineen SP, Powers BD, Baumgartner J, Veerapong J, Leiting J, Grotz TE, Maithel SK, Staley C, Raoof M, Lambert L, Lee A, Kim A, Cloyd JM, Mogal H. Validation of the AJCC 8th edition staging system for disseminated appendiceal cancer patients treated with cytoreductive surgery and hyperthermic intraperitoneal chemotherapy: A multi-institutional analysis. *Ann Surg Oncol*. 2023 Jun 9. Online ahead of print. PMID: 37294386

Shaughnessy EA. Association of Women Surgeons 2022 Presidential Address: Our fortieth year (plus one) - a ruby anniversary. *Am J Surg*. 2023 Jan;225(1):2-3. PMID: 36280448

Shaughnessy EA, Vijapura C, Reyna C, Lewis J, Lewis K, Lee SJ, Sobel L, Wahab R, Rosen L, Brown A. Exploiting the advantages of a wireless seed localization system that differentiates between the seeds: Breast cancer resection following neoadjuvant chemotherapy. *Cancer Rep (Hoboken)*. 2023 Jan;6(1):e1690. PMID: 35940632

Shi T, Burg AR, Caldwell JT, Roskin KM, Castro-Rojas CM, Chukwuma PC, Gray GI, Foote SG, Alonso JA, Cuda CM, Allman DA, Rush JS, Regnier CH, Wiecezorek G, Alloway RR, Shields AR, Baker BM, Woodle ES, Hildeman DA. Single cell transcriptomic analysis of renal allograft rejection reveals insights into intragraft TCR clonality. *J Clin Invest*. 2023 May 25; 133(14):e170191. Online ahead of print. PMID: 37227784

Shi T, Burg AR, Caldwell JT, Roskin K, Castro-Rojas CM, Chukwuma PC, Gray GI, Foote SG, Alonso J, Cuda CM, Allman DA, Rush JS, Regnier CH, Wiecezorek G, Alloway RR, Shields AR, Baker BM, Woodle ES, Hildeman DA. Single cell transcriptomic analysis of renal allograft rejection reveals novel insights into intragraft TCR clonality. *bioRxiv*. 2023 Feb 13. Preprint. PMID: 36798151

Sill J, Baskar S, Zang H, Spar D, Iliopoulos I, Morales DLS, Hayes D Jr, Koh W. Atrial arrhythmias following lung transplant: A single pediatric center experience. *Front Pediatr*. 2023 Jun 23;11:1161129. PMID: 37425256

**Singer KE**, Kodali RA, **Wallen TE**, Salvator A, Pritts TA, Droege CA, Goodman MD. The association of norepinephrine utilization with mortality risk in trauma patients. *J Surg Res*. 2022 Dec;280:234-240. PMID: 36007482

**Singer KE**, McGlone ED, Collins SM, **Wallen TE**, **Morris MC**, Schuster RM, England LG, Robson MJ, Goodman MD. Propranolol reduces p-tau accumulation and improves behavior outcomes in a polytrauma murine model. *J Surg Res*. 2023 Feb;282:183-190. PMID: 36308901

**Singer KE**, **Wallen TE**, Youngs J, Blakeman TC, Schuster RM, Stuever MF, Goodman MD. Partial resuscitative endovascular balloon occlusion of the aorta limits ischemia-reperfusion injury after simulated aeromedical evacuation. *J Surg Res*. 2023 Mar; 283:118-126. PMID: 36403405

Singh A, Poling HM, Chaturvedi P, Thorner K, Sundaram N, Kechele DO, Childs CJ, McCauley HA, Fisher GW, Brown NE, Spence JR, Wells JM, Helmrath MA. Transplanted human intestinal organoids: A resource for modeling human intestinal development. *Development*. 2023 May 1;150:dev201416. PMID: 37070767

**Sisak S**, **Salyer CE**, **Cortez AR**, **Vaysburg DM**, Quillin RC 3rd, Van Haren RM. Experience of surgical subspecialty residents on general surgery rotations. *Am J Surg*. 2023 Apr;225(4):673-678. PMID: 36336482

Smith CA, Kwon EG, Nicassio L, ..., Frischer J, et al; Pediatric Colorectal and Pelvic Learning Consortium (PCPLC). Fecal continence disparities in patients with idiopathic constipation treated at referral institutions for pediatric colorectal surgery. *J Pediatr Surg*. 2023 Jan;58(1):56-63. PMID: 36283846

Starnes SL. Commentary: Nodal assessment in lepidic adenocarcinoma: Less is not more. *Semin Thorac Cardiovasc Surg*. 2023 Summer;35:410-411. Epub 2022 Apr 2. PMID: 35381353

Starr BW, Davenport RO, Granzow D, Johnson SP, Lien JR. Optimizing the use of operating rooms by transitioning common hand surgeries into the office setting. *J Hand Surg Am*. 2023 Mar;48(3):217-225. PMID: 36658050

Starr BW, Dembinski DR, Yuan F, Lax EA, Yalamanchili S, Megee DM. Point blank: A retrospective review of self-inflicted gunshot wounds to the hand. *Hand (NY)*. 2023 Mar;18(2):307-313. PMID: 34109852

Starr BW, Ono S, Seyferth A, Chung KC. InternalBrace for intercarpal ligament reconstruction. *Plast Reconstr Surg*. 2023 Jan 1;151(1):143-147. PMID: 36219862

Steed MB, Queresby FA, Stanton DC, Krishnan DG. SCORE for OMS: A learning management system supporting curriculum for advanced training programs in oral and maxillofacial surgery. *J Oral Maxillofac Surg*. 2022 Nov;80(11):1726-1730. PMID: 36332993

Sutthatarn P, Lapidus-Krol E, Smith C, Halaweish I, Rialon K, Ralls MW, Rentea RM, Madonna MB, Haddock C, Rocca AM, Gosain A, Frischer J, Piper H, Goldstein AM, Saadai P, Durham MM, Dickie B, Jafri M, Langer JC. Hirschsprung-associated inflammatory bowel disease: A multicenter study from the APSA Hirschsprung disease interest group. *J Pediatr Surg*. 2023 May;58(5):856-861. PMID: 36801072

Szugye NA, Shuler JM, Pradhan S, Plasencia JD, Villa C, Taylor M, Lorts A, Zafar F, Morales DLS, Moore RA. Echocardiography provides a reliable estimate of total cardiac volume for pediatric heart transplantation. *J Am Soc Echocardiogr*. 2023 Feb;36(2):224-232. PMID: 36087887

Tasian GE, Maltenfort MG, Rove K, Ching CB, Ramachandra P, DeFoor B, Fernandez N, Forrest CB, Ellison JS. Ureteral stent placement prior to definitive stone treatment is associated with higher postoperative emergency department visits and opioid prescriptions for youth having ureteroscopy or shock wave lithotripsy. *J Urol*. 2023 Jun;209(6):1194-1201. PMID: 36812398

Tatar C, Ozgur I, Justiniano CF, Bhatt A, Liska D, Hull T, Steele SR, Gorgun E. Is endoscopic submucosal dissection for colorectal lesions performed in the endoscopy suite safe and cost saving? *Surg Laparosc Endosc Percutan Tech*. 2022 Dec 1;32(6):688-691. PMID: 36468893

Thangappan K, Haney LC, Riggs K, Chen S, Mehegan M, VanderPluym C, Woods R, LaPar D, Lorts A, Zafar F, Morales DLS. Children who stroke on VAD support: When is it safe to transplant and what are their outcomes? *Artif Organs*. 2022 Jul;46(7):1389-1398. PMID: 35132634

Thielen E, Oria M, Watanabe-Chailland M, Lampe K, Romick-Rosendale L, Peiro JL. Non-targeted metabolic profiling of cerebellum in spina bifida fetal rats. *Metabolites*. 2023 May 19;13(5):670. PMID: 37233711

Triner D, Sidana A, George AK. Editorial comment. *J Urol*. 2023 Jan;209(1):268-269. PMID: 36200355

Trinidad S, Brokamp C, Mor Huertas A, Beck AF, Riley CL, Rasnik E, Falcone R, Kotagal M. Use of area-based socioeconomic deprivation indices: A scoping review and qualitative analysis. *Health Aff (Millwood)*. 2022 Dec;41(12):1804-1811. PMID: 36469826

Trinidad S, Brokamp C, Sahay R, Moody S, Gardner D, Parsons AA, Riley C, Sofer N, Beck AF, Falcone RA, Kotagal M. Children from disadvantaged neighborhoods experience disproportionate injury from interpersonal violence. *J Pediatr Surg*. 2023 Mar;58(3):545-551. PMID: 35787891

Trinidad S, Garrison A, Encisco EM, Canteria R, VanderBrink B, Strine A, Reddy P, Kotagal M, Rosen N, Rymeski B, Frischer JS. Long-term male sexual function and fecal incontinence outcomes for adult patients with Hirschsprung disease or anorectal malformation. *J Pediatr Surg*. 2023 Apr 21. Online ahead of print. PMID: 37221125

Trinidad S, Jensen A, Holder M, Elsner A, Rosen N, Garrison A, Rymeski B, Frischer JS. Sacral nerve stimulation in children with medically refractory fecal incontinence or severe constipation. *J Pediatr Surg*. 2023 Apr 20:S0022-3468(23)00249-X. Online ahead of print. PMID: 37221127

Tunuguntla HSGR, Tunuguntla R, Kathuria H, Sidana A, Chaudhari N, Verma S, Shivanand I. App-based Yoga of Immortals: A novel, easy-to-use intervention in the management of urinary incontinence. *Urology*. 2022 Sep;167:73-81. PMID: 35788018

Turner KM, Delman AM, Johnson K, Patel SH, Wilson GC, Shah SA, Van Haren RM. Robotic-assisted minimally invasive esophagectomy: Postoperative outcomes in a nationwide cohort. *J Surg Res*. 2023 Mar;283:152-160. PMID: 36410231

Turner KM, Wahab SA, Delman AM, Brunner J, Smith MT, Choe KA, Patel SH, Ahmad SA, Wilson GC. Predicting endocrine function after total pancreatectomy and islet cell autotransplantation: A novel approach utilizing computed tomography texture analysis. *Surgery*. 2023 Mar;173(3):567-573. PMID: 36241471

Turner KM, Delman AM, Wima K, Quillin RC, Shah SA, Ahmad SA, Patel SH, Wilson GC. Microsatellite instability is associated with worse overall survival in resectable colorectal liver metastases. *Am J Surg*. 2023 Feb;225(2):322-327. PMID: 36028353

Turner KM, Morris MC, Delman AM, Hanseman D, Johnston FM, Greer J, Walle KV, Abbott DE, Raoof M, Grotz TE, Fournier K, Dineen S, Veerapong J, Maduekwe U, Kothari A, Staley CA, Maithel SK, Lambert LA, Kim AC, Cloyd JM, Wilson GC, Sussman JJ, Ahmad SA, Patel SH. Do lymph node metastases matter in appendiceal cancer with peritoneal carcinomatosis? A US HIPEC collaborative study. *J Gastrointest Surg*. 2022 Dec;26(12):2569-2578. PMID: 36258061



**Turner KM, Delman AM, Donovan EC,** Brunner J, Wahab SA, Dai Y, Choe KA, Smith MT, Patel SH, Ahmad SA, Wilson GC. Total pancreatectomy and islet cell autotransplantation: a 10-year update on outcomes and assessment of long-term durability. *HPB (Oxford)*. 2022 Nov;24(11):2013-2021. PMID: 35927127

**Turner KM, Delman AM,** Griffith A, Wima K, **Wallen TE,** Starnes SL, Budde BM, Van Haren RM. The impact of enhanced recovery after surgery on persistent opioid use following pulmonary resection. *Ann Thorac Surg*. 2023 Jan; 115(1): 249-255. PMID: 35779597

**Turner KM,** Van Haren RM. Long-term opioid use reduced with enhanced recovery pathways, but the job is not done. *Ann Thorac Surg*. 2023 Jan;115(1):247-248. PMID: 35839851

Urban C, **Hayes HV,** Piraino G, Wolfe V, Lahni P, O'Connor M, Phares C, Zingarelli B. Colivelin, a synthetic derivative of humanin, ameliorates endothelial injury and glycocalyx shedding after sepsis in mice. *Front Immunol*. 2022 Sep 2;13:984298. PMID: 36119052

Vanderwal A, Lewis J, Basil J, Atzinger C, Widmeyer K. Factors that influence the management recommendations breast surgeons provide to women with pathogenic variants in moderate penetrance breast cancer susceptibility genes. *J Genet Couns*. 2023 Jun;32(3):674-684. PMID: 36642783

Vasquez JC, Luo LY, Hiniker SM, Rhee DS, Dasgupta R, Chen S, Weigel BJ, Xue W, Venkatramani R, Arndt CA. Rhabdomyosarcoma with isolated lung metastases: A report from the Soft Tissue Sarcoma Committee of the Children's Oncology Group. *Pediatr Blood Cancer*. 2023 Jun;70:e30293. PMID: 36916768

**Vaysburg DM, Delman AM, Ammann AM, Turner KM, Winer LK,** Sussman JJ, Makley AT, Goodman MD, Quillin RC 3rd, Van Haren RM. General surgery residency virtual recruitment during the pandemic: An analysis of applicant surveys. *J Surg Res*. 2023 Mar;283:33-41. PMID: 36368273

**Vaysburg DM, Delman AM, Sisak S, Turner KM, Ammann AM, Cortez AR,** Shah SA, Quillin III RC. Biophysiological stress and sleep deprivation among abdominal transplant surgery fellows: A prospective multi-institutional study using a wearable device. *Am J Surg*. 2023 Jun;225(6):962-966. PMID: 36372579

**Vaysburg DM, Delman AM, Turner KM,** Salvator A, Frasier LL. Laparoscopic appendectomy and cholecystectomy timing predicts hand-offs but not miscounts. *J Surg Res*. 2022 Dec; 280:55-62. PMID: 35963015

**Vaysburg DM, Sisak S,** Frasier LL. Surgeons' dilemma: Balancing the risks and benefits of audio-video recording. *Surgery*. 2022 Sep;172(3):1031-1032. PMID: 35842311

**Verma P, Curtis C,** Darisi RD, Hooker KJ, Yin B, Tewari A, Triana RR, Krishnan DG. Is psychiatric illness associated with risk for postoperative complications in the outpatient setting? *J Oral Maxillofac Surg*. 2023 Jun;81(6):763-771. PMID: 36841259

**Wagner ML, Ammann A,** Piraino G, Wolfe V, O'Connor M, Lahni P, Ziady A, Zingarelli B. Protective effects of humanin-G in hemorrhagic shock in female mice via AMPKa1-independent mechanisms. *Shock*. 2023 Apr 21. Online ahead of print. PMID: 37079467

**Wallen TE, Baucom MR,** Hanseman D, Wang YW, Wade CE, Holcomb JB, Pritts TA, Goodman MD. Platelet dysfunction persists after trauma despite balanced blood product resuscitation. *Surgery*. 2023 Mar;173(3):821-829. PMID: 36280503

**Wallen TE, Baucom MR,** England LG, Schuster RM, Pritts TA, Goodman MD. Multimodal treatment approaches to combined traumatic brain injury and hemorrhagic shock alter postinjury inflammatory response. *Shock*. 2022 Dec 1;58(6):565-572. PMID: 36548646

**Wallen TE,** Youngs J, **Baucom MR, Turner K,** Schuster R, England L, Pritts TA, Goodman MD. Aspirin administration mitigates platelet hyperaggregability after splenectomy in a murine model. *J Surg Res*. 2022 Nov;279:548-556. PMID: 35921721

Walter CM, Lee CS, Moore DL, Abbasian N, Clay SJ, Mecoli MD, Olbrecht VA, Batra M, Ding L, Yang F, Nair M, Huq A, Simpson BE, Brown RL, Garcia VF, Chidambaran V. Retrospective study comparing outcomes of multimodal epidural and erector spinae catheter pain protocols after pectus surgery. *J Pediatr Surg*. 2023 Mar;58(3):397-404. PMID: 35907711

Werner NL, Moore EE, Hoehn M, Lawless R, Coleman JR, Freedberg M, Heelan AA, Platnick KB, Cohen MJ, Coleman JJ, Campion EM, Fox CJ, Mauffrey C, Cralley A, Pieracci FM, Burlew CC. Inflate and pack! Pelvic packing combined with REBOA deployment prevents hemorrhage related deaths in unstable pelvic fractures. *Injury*. 2022 Oct;53(10):3365-3370. PMID: 36038388

Whitham T, Wima K, Harnett B, Kues JR, Eckman MH, Starnes SL, Schmidt KA, Kapur S, Salfity H, Van Haren RM. Lung cancer screening utilization rate varies based on patient, provider, and hospital factors. *J Thorac Cardiovasc Surg*. 2023 Feb 21: S0022-5223(23)00172-1. Online ahead of print. PMID: 36934071

**Whitrock JN, Delman AM,** Shah SA. Comment on 'Declining Medicare reimbursement in abdominal transplant: Is Medicare getting a "two for the price of one" deal? *Surgery*. 2023 Jun; 173(6):1491-1492. PMID: 37002146

**Whitrock JN, Hartman SJ,** Shah SA. Transplant for colorectal cancer liver metastases. *Surgery*. 2023 Feb 6. Online ahead of print. PMID: 3675474

**Whitrock JN,** Lemon KHK, Shah SA. Frailty as an outcome measurement before and after liver transplant. *JAMA Surg*. 2023 Feb 1;158(2):138-139. PMID: 36515942

**Whitrock JN, Price AD,** Shah SA. Through thick and thin: Risk of venous thromboembolism vs. bleeding after abdominal transplant. *Surg Open Sci*. 2023 Jun;14:9-10. PMID: 37409073

Whyte SS, Karns R, Min KW, Cho JH, Lee S, Lake C, Bondoc A, Yoon JH, Shin S. Integrated analysis using ToppMiR uncovers altered miRNA-mRNA regulatory networks in pediatric hepatocellular carcinoma-A pilot study. *Cancer Rep (Hoboken)*. 2023 Jan; 6(1):e1685. PMID: 35859536

Wilson GC, **Turner KM**, **Delman AM**, Wahab S, Ofosu A, Smith MT, Choe KA, Patel SH, Ahmad SA. Long-term survival outcomes after operative management of chronic pancreatitis: Two decades of experience. *J Am Coll Surg*. 2023 Apr 1;236(4):601-610. PMID: 36727736

Wilson GC, Patel SH, Wang J, Xu K, **Turner KM**, Becker KA, Carpinteiro A, Szabo I, Ahmad SA, Gulbins E. Acid sphingomyelinase expression is associated with survival in resectable pancreatic ductal adenocarcinoma. *J Mol Med*. 2023 Jul;101:891-903. Epub 2023 May 29. PMID: 37246980

**Winer LK**, Kader S, Abelson JS, Hammaker AC, Eruchalu CN, Etheridge JC, Cho NL, Foote DC, Ivascu FA, Smith S, Postlewait LM, Greenwell K, Meister KM, Montgomery KB, Zmijewski P, Byrd SE, Kimbrough MK, Stopenski SJ, Nahmias JT, Harvey J, Farr D, Callahan ZM, Marks JA, Stahl CC, Al Yafi M, Sutton JM, Elsaadi A, Campbell SJ, Dodwad SM, Adams SD, Woeste MR, Martin RCG, Patel P, Anstadt MJ, Nasim BW, Willis RE, Patel JA, Newcomb MR, George BC, Quillin RC 3rd, **Cortez AR**. Disparities in the operative experience between female and male general surgery residents: A multi-institutional study from the US ROPE Consortium. *Ann Surg*. 2023 Jul 1;278(1):1-7. Epub 2023 Mar 30. PMID: 36994704

Wirth SH, Pater CM, Wells D, Tretter JT, Hahn E, Morales DLS, Powell AW. Cardiac tamponade related to a large pericardial mass in a female with juvenile idiopathic arthritis. *World J Pediatr Congenit Heart Surg*. 2023 Mar;14(2):246-248. PMID: 36803231

Woeste MR, **Salyer CE**, Hammaker AC, Dodwad SJ, Foote DC, Nahmias JT, Callahan ZM, Quillin RC 3rd, **Cortez AR**; US Resident Operative Experience (ROPE) Consortium. Do general surgery residents begin specializing before fellowship? A multi-institutional study from the US ROPE Consortium. *J Am Coll Surg*. 2022 Nov 1;235(5):799-808. PMID: 36102575

Woodyard KC, Lee E, Ferguson R, **Dembinski D**, **Effendi M**, Janowak CF, Gobble RM. Surgical fellowships demonstrate variable improvement in gender representation despite greater female enrollment in general surgery residencies. *J Surg Educ*. 2023 Jun 17. Online ahead of print. PMID: 37336666

Wu C, Rakhshandehroo T, Wettersten HI, ..., **Childers BG**, Lowy AM, Weis SM, Cheresch DA. Pancreatic cancer cells upregulate LPAR4 in response to isolation stress to promote an ECM-enriched niche and support tumour initiation. *Nat Cell Biol*. 2023 Feb;25(2): 309-322. PMID: 36646789

Xu J, Liu H, Lan Y, Jiang R. The transcription factors Foxf1 and Foxf2 integrate the SHH, HGF and TGF $\beta$  signaling pathways to drive tongue organogenesis. *Development*. 2022 Nov 1; 149(21): dev200667. PMID: 36227576

Zeigler SM, Starnes SL, Sade RM. Should a questionably competent resident be allowed to continue in the program? *J Thorac Cardiovasc Surg*. 2022 Oct 15;S0022-5223(22)01128-X. Online ahead of print. PMID: 36357222

Zeineddin S, Pitt JB, Linton S, De Boer C, Hu A, **Carter M**, Alayleh A, Abdullah F, Raval M, Goldstein SD. Postoperative antibiotics for complicated appendicitis in children: Piperacillin/tazobactam versus ceftriaxone with metronidazole. *J Pediatr Surg*. 2023 Feb 17;S0022-3468(23)00148-3. PMID: 36931937

Zeller MH, Strong H, Reiter-Purtill J, Jenkins TM, Mitchell JE, Michalsky MP, Helmuth MA. Marijuana, e-cigarette, and tobacco product use in young adults who underwent pediatric bariatric surgery. *Surg Obes Relat Dis*. 2023 May;19(5):512-521. PMID: 36567232

Zhou L, Ji W, Dicolandrea T, Finlay D, Supp D, Boyce S, Wei K, Kadekaro AL, Zhang Y. An improved human skin explant culture method for testing and assessing personal care products. *J Cosmet Dermatol*. 2023 May;22(5):1585-1594. PMID: 36606380

**Zingg SW**, Schuster R, Joseph B, Caldwell CC, Lentsch AB, Goodman MD, Pritts TA. Storage with ethanol attenuates the red blood cell storage lesion. *Surgery*. 2022 Dec;172(6): 1829-1836. PMID: 36109200

**Zingg SW**, Shah SA. Where are we with liver transplant for unresectable colorectal metastases? Its early, but some initial insights are evident. *Ann Surg Oncol*. 2023 May;30(5): 2584-2585. PMID: 36729353

**Zingg SW**, Gomaa D, Blakeman TC, Rodriguez D, Salvator A, Goodman MD, Janowak CF. Oxygenation and respiratory system compliance associated with pulmonary contusion. *Respir Care*. 2022 Sep;67(9):1100-1108. PMID: 35728821

Zogg CK, Kandi LA, Thomas HS, Siki MA, Choi AY, Guetter CR, Smith CB, Maduakolam E, Kondle S, Stein SL, Shaughnessy EA, Ahuja N. Comparison of male and female surgeons' experiences with gender across 5 qualitative/quantitative domains. *JAMA Surg*. 2023 Feb 1;158(2):e226431. PMID: 36477515

## Selected Book Chapters/ Review Articles:

Abu-Alhaja D, Bakas T, Shaughnessy E, Miller E. The factors that influence chemotherapy exposure among nurses: An integrative review. *Workplace Health Saf*. 2023 May; 71(5):212-227. Review. PMID: 36703295

Blank F, Meyer M, Wang H, Abbas H, Tayebi S, Hsu WW, Sidana A. Salvage radical prostatectomy after primary focal ablative therapy: A systematic review and meta-analysis. *Cancers (Basel)*. 2023 May 12;15(10):2727. Review. PMID: 37345064

**Cooley-Rieders K**, Van Haren RM. Mediastinal thymic cysts: A narrative review. *Mediastinum*. 2022 Dec 25;6:33. Review. PMID: 36582977

Elson NC, Lewis JD, Shaughnessy EA, Reyna C. Lessons from other fields of medicine, Part 1: Breast cancer. *Handb Clin Neurol*. 2023;192:101-118. Review. PMID: 36796936



Eshmuminov D, Aminjonov B, Palm RF, Malleo G, Schmocker RK, Abdallah R, Yoo C, Shaib WL, Schneider MA, Rangelova E, Choi YJ, Kim H, Rose JB, Patel S, Wilson GC, Maloney S, Timmermann L, Sahora K, Rössler F, Lopez-Lopez V, Boyer E, Maggino L, Malinka T, Park JY, Katz MHG, Prakash L, Ahmad SA, Helton S, Jang JY, Hoffe SE, Salvia R, Taieb J, He J, Clavien PA, Held U, Lehmann K. FOLFIRINOX or gemcitabine-based chemotherapy for borderline resectable and locally advanced pancreatic cancer: A multi-institutional, patient-level, meta-analysis and systematic review. *Ann Surg Oncol*. 2023 Jul;30:4417-4428. Epub 2023 Apr 5. Review. PMID: 37020094

Kelly KN, Macedo FI, Seaton M, Wilson G, Hammill C, Martin RC, Maduekwe UN, Kim HJ, Maithel SK, Abbott DE, Ahmad SA, Kooby DA, Merchant NB, Datta J. Intraoperative pancreatic neck margin assessment during pancreaticoduodenectomy for pancreatic adenocarcinoma in the era of neoadjuvant therapy: A multi-institutional analysis from the Central Pancreatic Consortium. Review. *Ann Surg Oncol*. 2022 Sep;29(9):6004-6012. PMID: 35511392

Kim Y, Decarlo CS, **Thangappan K**, Zacharias N, Mohapatra A, Dua A. Distal bypass versus infra-geniculate endovascular intervention for chronic limb-threatening ischemia. *Vasc Endovascular Surg*. 2022 Jul;56(5):539-544. Review. PMID: 35356834

Krishnan DG. Artificial intelligence in oral and maxillofacial surgery education. *Oral Maxillofac Surg Clin North Am*. 2022 Oct 9;S1042-3699(22)00017-6. Online ahead of print. Review. PMID: 36224076

Lubert AM, Cedars A, Almond CS, ..., Morales DLS, O'Connor MJ, Peng DM, Rosenthal DN, Smyth L, Sutcliffe DL, Schumacher KR. Considerations for advanced heart failure consultation in individuals with Fontan circulation: Recommendations from ACTION. *Circ Heart Fail*. 2023 Feb; 16(2):e010123. Review. PMID: 36786204

Qazi U, Bhandari L. The international medical graduate perspective in hand surgery: Legacy and future challenges. *Hand Clin*. 2023 Feb;39(1):87-93. Review. PMID: 36402530

Roberts B, Cooke-Barber J, Ingram MC, Danko M, Trudeau M, Glick RD, Short SS, Robertson DJ, Raval MV, Dasgupta R, Rich BS; American Academy of Pediatrics Section on Surgery Delivery of Surgical Care Committee. Disparities in care of pediatric, adolescent, and young adult patients with solid tumors: A systematic review. *Pediatr Blood Cancer*. 2023 Jul;70(7):e30355. Epub 2023 Apr 17. Review. PMID: 37066595

**Singer KE, Baker JE**, Elson NC, **Wallen TE**, Salvator A, Quillin RC, Sussman JJ, Makley AT, Goodman MD. How informed is your informed consent: Evaluating differences between resident and attending obtained consents for cholecystectomy. *J Surg Educ*. 2022 Nov-Dec;79(6):1509-1515. Review. PMID: 36030182

Starr BW, Chung KC. Dynamic rather than static procedures in correcting claw deformities due to ulnar nerve palsy. *Hand Clin*. 2022 Aug;38(3):313-319. Review. PMID: 35985755

Starr BW, Cornwall R. Pediatric flexor tendon injuries. *Hand Clin*. 2023 May;39(2):227-233. Review. PMID: 37080654

Tasian G, Dickinson K, Karafilidis J, Marchesani N, Antunes N, Razzaghi H, Utidjian L, Yonekawa K, Coplen D, Muneeruddin S, DeFoor B, Rove KO, Forrest C, Ching C. Diagnostic code-based screening for identifying children with primary hyperoxaluria. *J Urol*. 2022 Oct;208(4):898-905. Review. PMID: 35930731

Ubillus HA, Samsonov AP, Azam MT, Forney MP, Jimenez Mosquera TR, Walls RJ. Implications of obesity in patients with foot and ankle pathology. *World J Orthop*. 2023 May 18; 14(5):294-301. Review. PMID: 37304200

## Selected National and International Presentations:

**Baucom M, Price A**, Weissman N, England L, Schuster R, Pritts T, Goodman M. Misoprostol, but not DDAVP increases platelet aggregability after TBI in mice treated with aspirin. Academic Surgical Congress, Houston, TX, February 9, 2023.

**Baucom M, Wallen T, Price A**, Caskey C, Schuster R, Smith M, Blakeman T, Strilka R, Goodman M. Validation of preload assessment technologies at altitude in a porcine model. Academic Surgical Congress, Houston, TX, February 8, 2023.

**Baucom M, Wallen T, Price A**, Smith P, Kopchak M, MacKinnon A, Weissman N, Schuster R, Pritts T, Goodman M. Predictive value of early inflammatory markers in trauma patients. EAST Annual Scientific Assembly, Lake Buena Vista, FL, January 20, 2023.

**Baucom M, Wallen T, Ammann A**, England L, Schuster R, Pritts T, Goodman M. Blood component resuscitative strategies to mitigate endotheliopathy in a murine hemorrhagic shock model. Raymond Alexander Resident Research Paper Competition, EAST Annual Scientific Assembly, Lake Buena Vista, FL, January 20, 2023.

**Baucom M, Wallen T**, Youngs J, **Singer K**, Blakeman T, Schuster R, Strilka R, Pritts T, Goodman M. Effectiveness of negative pressure wound therapy during aeromedical evacuation following soft tissue injury. Military Health System Research Symposium, Kissimmee, FL, September 13, 2022.

**Baucom M, Wallen T, Singer K**, et al. Post-injury treatments to mitigate the deleterious effects of aeromedical evacuation after TBI in a porcine model. Military Health System Research Symposium, Kissimmee, FL, September 13, 2022.

**Carter MM**, Prendergast F, Krauss J, Zeineddin S, Pitt JB, Sullivan GA, Abdullah F, Gulack BC, Goldstein SD. Evaluating skeletal maturity at time of surgical correction of pectus excavatum based on medial clavicle epiphyseal ossification. Quickshot presentation, American Pediatric Surgical Association, Orlando, FL, May 2023.

**Carter MM**, Zeineddin S, Pitt JB, Perez A, DeTella M, Lieland O, Stake C, Tian Y, Reynolds M, Ghomrawi H, Abdullah F, Goldstein SD. Utility of white light scan in determining need for surgical correction of pectus excavatum. Quickshot presentation, American Pediatric Surgical Association, Orlando, FL, May 2023.

**Carter MM**, Inge M, Zeineddin S, Linton S, Pitt JB, Robson P, Abdullah F, Goldstein SD. Measurement and thermodynamic modeling of energy flux during intercostal nerve cryoablation. Oral presentation, Academic Surgical Congress, Houston, TX, February 2023.

**Carter MM**, Linton S, Zeineddin S, Pitt JB, Figueroa A, Perez A, Park E, DeTella M, Levy A, Kwon S, Goldstein SD, Ghomrawi H, Abdullah F. Use of a postoperative wearable device to define postoperative recovery following the modified Nuss procedure. Quickshot presentation, Academic Surgical Congress, Houston, TX, February 2023.

**Chae RC, Sisak S**, Schuster RM, Joseph B, Caldwell CC, Lentsch A, Pritts TA. Supplementation with the polyphenol oleuropein fails to reduce the red blood cell storage lesion. Third Place Award, resident research paper competition, Ohio Chapter of American College of Surgeons, Columbus, OH, May 2023.

**Chae RC, Sisak S**, Schuster RM, Joseph B, Lentsch AB, Caldwell CC, Goodman MD, Pritts TA. The whole is greater than the sum of its parts: The red blood cell storage lesion in whole blood and packed red blood cells plus plasma. Poster presentation, Annual Conference on Shock, Portland, OR, June 2023.

Chandwani R, Brokamp C, Salfity H, Starnes S, Van Haren R. Effect of environmental exposures and never-smoker status on survival following non-small cell lung cancer resection. Poster Presentation, Southern Thoracic Surgical Association Annual Meeting, Ft. Lauderdale, FL, November 2022.

**Cooley-Rieders K**, Glenn C, Van Haren R, Salfity H, Starnes S. Real world surgical outcomes from a lung cancer screening program. Southern Thoracic Surgical Association Annual Meeting, Ft. Lauderdale, FL, November 2022.

DeVore SB, Schuetz M, Lujan H, Ochayon DE, Kothari A, He H, Hahn J, Satish L, Herr A, Biagini JM, Martin L, Supp D, Hershey GKK. CARD14 is a novel regulator of MYC expression and function in human keratinocytes. American Academy of Allergy, Asthma, & Immunology Annual Meeting, San Antonio, TX, February 2023.

Fakunle D, **Ammann AM, Delman AM, Turner KM, Vaysburg DM**, Holm T, Van Haren RM, Quillin RC. Evaluating medical student perceptions of family planning, parenthood, and personal life during general surgery training. American College of Surgeons Clinical Congress, San Diego, CA, October 16-20, 2022.

Ghomrawi H, Fanton M, De Boer C, O'Brien M, Macaluso R, **Carter MM**, Linton S, Zeineddin S, Pitt JB, Bouchard M, Figueroa A, Kwon S, Holl J, Jayaraman A, Abdullah F. Applying machine learning to wearable data to detect complications after pediatric appendectomy. Oral presentation, Academic Surgical Congress, Houston, TX, February 2023.

Heidel J, **Miller J, Donovan E**, Van Haren R, Salfity H, Starnes SL. Routine chest radiographs after thoracostomy tube removal and during postoperative follow-up is not necessary after lung resection. Poster Presentation, American Association for Thoracic Surgery Annual Meeting, Los Angeles, CA, May 2023.

**Kennedy J**, Hogan E, Salfity H, Van Haren R, Starnes S. Surgical resection in patients with second primary lung malignancy after head and neck cancer. Southern Thoracic Surgical Association Annual Meeting, Ft. Lauderdale, FL, November 2022.

Klug J, Bunk A, Hahn J, Westphal J, Krutko M, Vu A, Whitaker I, Esfandiari L, Harris G, Supp D, Davidson S, Schutte S. Continuous measurement of sensory responses in a 3-dimensional dermal substitute for neuropathic research. Wound Healing Society Meeting, National Harbor, MD, April 2023.

**Kulshrestha K**. Up to an hour of donor CPR does not affect pediatric heart transplantation survival. Oral presentation, Society for Thoracic Surgeons, San Diego, CA, January 2023.

**Kulshrestha K**. Pediatric Fontan patients who are not critically ill at transplant have excellent survival. Oral Presentation, American Association for Thoracic Surgery, Los Angeles, CA, May 2023.

**Kulshrestha K**. National experience with pediatric surgical aortic valve repair – A Pediatric Health Information System analysis. Oral Presentation, American Association for Thoracic Surgery, Los Angeles, CA, May 2023.

Lang J, John M, Schubauer K, Yu Y, Siskind E, Plews R, Ekwenna O, Koizumi N, Ortiz J. Comparison of one-year outcomes in anti-thymocyte globulin and alemtuzumab induction agents in kidney transplantation recipients: A retrospective analysis of the UNOS database. Oral presentation, American Surgical Congress, Houston, TX, February 2023.

Ortiz A, Koizumi N, Lang J, Yu Y, Dinka L, John M, Li M-H, Kulkarni R, Lnoue M, Andalabi A, Tutwiler A, Fang L, Mago J, Ekwenna O, Plews R, Ortiz J. The characteristics of court proceedings involving kidney transplantation. Poster presentation, American Society of Transplant Surgeons, Miami, FL, January 2023.

**Price AD, Baucom MR**, England L, et al. Murine TBI model comparison: Closed head injury vs. controlled cortical impact. Poster Presentation, Annual Conference on Shock, Portland, OR, June 2023.

**Price AD, Baucom MR, Wallen TE**, et al. Late tranexamic acid administration after TBI continues to confer immunologic benefit. Oral Presentation, Annual Conference on Shock, Portland, OR, June 2023.

**Price AD, Baucom MR**, Schuster R, et al. Hypoxia induces system inflammation in a murine model. Oral Presentation, Ohio Chapter of the American College of Surgeons, Columbus, OH, May 2023.



**Price AD, Turner KM, Hartman SJ, et al.** Defining the denominator: A national analysis of neoadjuvant chemotherapy and progression to surgery in pancreatic ductal adenocarcinoma. Oral Presentation, Pancreas Club, Chicago, IL, May 2023.

**Price AD, Baucom MR, Blakeman TC, et al.** Just say NO: Inhaled nitric oxide effect on respiratory parameters following TBI in a porcine model. Oral presentation, Academic Surgical Congress, Houston, TX, February 2023.

**Price AD, Whitrock JN, Foote DC, et al.** Defining the disparity: A multi-institutional analysis of factors associated with suboptimal operative volume during residency. Oral presentation, Academic Surgical Congress, Houston, TX, February 2023.

**Sadowsky M.** Medical student perceptions of gender inequality in surgery impacts their career interest. Oral presentation, Academic Surgical Congress, Houston, TX, February 2023.

**Starnes SL.** Invited speaker: Resident selection: Adding art to science. Normal Shumway Lectureship, Department of Cardiac Surgery, Vanderbilt University, Nashville, TN, January 2023.

**Starnes SL.** Discussant: Evaluating the lung cancer screening eligibility of patients undergoing lung cancer operations: An analysis of the Southern Community Cohort Study. American Association for Thoracic Surgery 2023 Annual Meeting, Los Angeles, CA, May 2023.

**Supp D, Hahn J, McFarland K, Combs K, Powell H.** Myofibroblasts are not characteristic features of keloid lesions. International Keloid Meeting, Montpellier, France, October 2022.

**Supp D.** The role of vitamin D in keloid disorder. International Keloid Meeting, Montpellier, France, October 2022.

**Van Haren RM.** Invited Speaker: IP vs. surgery for thoracic surgery: Surgeon. Eastern Cardiothoracic Surgical Society. Miami, FL, October 7, 2022.

**Whitham T, Wima K, Harnett BM, Kues J, Eckman MH, Starnes SL, Schmidt KA, Kapur S, Salfity H, Van Haren RM.** Lung cancer screening program utilization rate varies based on patient, provider, and hospital system factors. American Association for Thoracic Surgery International Thoracic Surgical Oncology Summit, New York, NY, September 2022.

**Whitrock JN, Wima K, Brokamp C, Harvey K, Salfity H, Starnes SL, Van Haren R.** The role of environmental exposures on survival following non-small cell lung cancer resection. American Association for Thoracic Surgery Annual Meeting, Los Angeles, CA, May 2023.

## Clinical Trials

**Frasier L (Investigator):** Survey of United States attending surgeons on audio video recording practices.

**Gobble R (Investigator):** Resensation: Restoring sensation with breast reconstruction after mastectomy.

**Guitron J (Investigator):** Evaluation of fresh lung tissue after surgical extraction with clinical correlations.

**Holm T (Investigator):** Clinical outcomes in endocrine disease.

**Holm T (Investigator):** Clinical outcomes in indeterminate thyroid nodules.

**Holm T (Investigator):** Clinical outcomes of thyroid cancer patients.

**Johnston M (Investigator):** Bariatric surgery improving surgical outcomes, our experience and future direction.

**Mostafa M (Investigator):** The outcomes of holmium laser enucleation of prostate in benign prostatic hyperplasia patients with voiding and storage lower urinary tract symptoms: A comparative study.

**Moura Leite J (Investigator):** Risk factors for wound complications after veno-arterial extra corporeal membrane oxygenation decannulation.

**Paquette I (Investigator):** Utilization of adjuvant chemotherapy in patients with pathologic complete response in rectal cancer.

**Shah S (Investigator):** Molecular assessment and profiling of liver transplant recipients: The Maple study.

**Shah S (Investigator):** Optimal timing of direct acting antivirals in hepatitis C-associated hepatocellular carcinoma.

**Shaughnessy EA (Investigator):** Implantable marker devices in breast surgery, to localize a lesion that cannot be felt.

**Shaughnessy EA (Investigator):** Alliance A221702 - A prospective trial to study rates of lymphedema and regional recurrence after sentinel lymph node biopsy and sentinel lymph node biopsy followed by axillary lymph node dissection with and without axillary reverse mapping.

**Shaughnessy EA (Investigator):** A randomized phase III trial evaluating the role of axillary lymph node dissection in breast cancer patients (Ct1-3 N1) who have positive sentinel lymph nodes.

**Shaughnessy EA (Investigator):** A randomized phase III trial of adjuvant therapy comparing chemotherapy alone (six cycles of docetaxel plus cyclophosphamide or four cycles of doxorubicin).

**Shaughnessy EA (Investigator):** A011401- Randomized phase III trial evaluating the role of weight loss in adjuvant treatment of overweight and obese women with early breast cancer.

Sidana A (Investigator): Ea8191 phase III study of local or systemic therapy intensification directed by PET in prostate cancer patients with post-prostatectomy biochemical recurrence (Indicate).

Sidana A (Investigator): Ea8183 - Phase III double blinded study of early intervention after radical prostatectomy with androgen deprivation therapy with or without darolutamide vs. placebo in men at highest risk of prostate cancer metastasis by genomic stratification (Eradicate).

Sidana A (Investigator): Nrg-Gu008 randomized phase III trial incorporating abiraterone acetate with prednisone and apalutamide and advanced imaging into salvage treatment for patients with node-positive prostate cancer after radical prostatectomy.

Sidana A (Investigator): S1802 - Phase III randomized trial of standard systemic therapy (Sst) versus standard systemic therapy plus definitive treatment (surgery or radiation) of the primary tumor in metastatic prostate cancer.

Van Haren R (Investigator): Predictors of chronic pain and new persistent opioid use after lung resection.

## Funded Grants:

Ahmad SA (Principal Investigator): SWOG Network Group Operations Center of the NCTN. National Cancer Institute.

Ahmad SA (Co-Investigator): Monitoring and control of human liver cancer ablation using real-time, 3D echo decorrelation imaging. National Cancer Institute.

Athota K (Principal Investigator): Smart Oxygenation System (SOS) provides early warning of lung injury. Department of the Army Medical Research and Materiel Command.

Blakeman TC (Co-Investigator): Multiple patients on a single ventilator - Potential solutions. Air Force Research Laboratory.

Blakeman TC (Co-Investigator): Detecting Asynchrony and Risk of Aspiration (DARS) Phase II. Air Force Research Laboratory.

Blakeman TC (Co-Investigator): Development of a targeted intravascular therapy to stop non-compressible torso. Air Force Research Laboratory.

Blakeman TC (Co-Investigator): Smart Oxygenation System (SOS) provides early warning of lung injury. Department of the Army Medical Research and Materiel Command.

Boyce ST (Co-Investigator): Reprogramming of human fibroblasts into inductive dermal papilla cells. National Institute of Arthritis, Musculoskeletal and Skin Disease.

Branson RD (Principal Investigator): Multiple patients on a single ventilator - Potential solutions. Air Force Research Laboratory.

Branson RD (Principal Investigator): Detecting Asynchrony and Risk of Aspiration (DARS) Phase II. Air Force Research Laboratory.

Caldwell CC. (Co-Investigator): Immune Correlations of Neck Infections with Clinical Outcomes (ICONICO). OMS Foundation.

Caldwell CC. (Principal Investigator): Stratifying Patient Immune Endotypes in Sepsis (SPIES Study). National Institute of General Medical Sciences.

Caldwell CC. (Co-Investigator): Utilizing immune phenotypes to prevent chronic critical illness. National Institute of General Medical Sciences.

Caldwell CC. (Principal Investigator): Intergovernmental Personnel Act Agreement for Charles Caldwell. Department of Veterans Affairs.

Caldwell CC. (Co-Investigator): Red blood cell microparticles and lung inflammation after hemorrhage and resuscitation. National Institute of General Medical Sciences.

Caldwell CC. (Co-Investigator): Roles of Sctm1a in macrophages and cardiac function during sepsis. National Institute of General Medical Sciences.

Caldwell CC. (Co-Investigator): Role of acid sphingomyelinase in the modulation of coagulation after traumatic brain injury. National Institute of General Medical Sciences.

Dale, EL (Principal Investigator): The Acute Burn Resuscitation multicenter Prospective Observational Trial 2 - (ABRUPT 2). Department of the Army Medical Research Acquisition Activity.

Frasier LL (Co-Investigator): Validation of dynamic preload assessment technologies at cabin altitude pressure with and without a temporary abdominal closure using a swine model with graded hemorrhage. Air Force Research Laboratory.

Gomaa, Dina (Co-Investigator): Multiple patients on a single ventilator - Potential solutions. Air Force Research Laboratory.

Goodman MD (Principal Investigator): Type O whole blood and assessment of AGE during prehospital resuscitation. Department of the Army Medical Research Acquisition Activity.

Goodman MD (Principal Investigator): Validation of dynamic preload assessment technologies at cabin altitude pressure with and without a temporary abdominal closure using a swine model with graded hemorrhage. Air Force Research Laboratory.

Goodman MD (Co-Investigator): Multiple patients on a single ventilator - Potential solutions. Air Force Research Laboratory.

Goodman MD (Co-Investigator): Detecting Asynchrony and Risk of Aspiration (DARS) Phase II. Air Force Research Laboratory.

Goodman MD (Co-Investigator): Development of a targeted intravascular therapy to stop non-compressible torso. Air Force Research Laboratory.



Goodman MD (Co-Investigator): DM190198 - Rapid ketone infusion to prevent brain energy depletion and secondary brain injury in severe TBI with hemorrhagic shock. Department of the Army Medical Research Acquisition Activity.

Goodman MD (Principal Investigator): Role of acid sphingomyelinase in the modulation of coagulation after traumatic brain injury. National Institute of General Medical Sciences.

Gulbins E (Co-Investigator): Red blood cell microparticles and lung inflammation after hemorrhage and resuscitation. National Institute of General Medical Sciences.

Gulbins E (Co-Investigator): Role of acid sphingomyelinase in the modulation of coagulation after traumatic brain injury. National Institute of General Medical Sciences.

Heyl JR (Co-Investigator): Multiple patients on a single ventilator - Potential solutions. Air Force Research Laboratory.

Krishnan D (Principal Investigator): Immune Correlations of Neck Infections with Clinical Outcomes (ICONICO). OMS Foundation.

Lentsch AB (Principal Investigator): Host Response to Trauma Research Training Program. National Institute of General Medical Sciences.

Makley AT (Principal Investigator): Effect of stored blood on sphingosine-1-phosphate mediated vascular barrier integrity. National Institute of General Medical Sciences.

Pritts TA (Co-Investigator): Multiple patients on a single ventilator - Potential solutions. Air Force Research Laboratory.

Pritts TA (Principal Investigator): Development of a targeted intravascular therapy to stop non-compressible torso. Air Force Research Laboratory.

Pritts TA (Principal Investigator): Red blood cell microparticles and lung inflammation after hemorrhage and resuscitation. National Institute of General Medical Sciences.

Pritts TA (Co-Investigator): Strategies to Innovate EmergENcy Care Clinical Trials Network (SIREN). National Institute of Neurological Disorders and Stroke.

Shah S (Co-Investigator): Monitoring and control of human liver cancer ablation using real-time, 3D echo decorrelation imaging. National Cancer Institute.

Supp DM (Principal Investigator): In situ skin regeneration for full thickness burn injuries. Shriners Hospital for Children - International Headquarters.

Supp DM (Co-Investigator): Reprogramming of human fibroblasts into inductive dermal papilla cells. National Institute of Arthritis, Musculoskeletal and Skin Disease.

Supp DM (Co-Investigator): Multiscale modeling of an inductive hair follicle microenvironment in engineered skin substitute. National Institute of Arthritis, Musculoskeletal and Skin Disease.

Supp DM (Principal Investigator): Personalized ablative laser therapy: A new strategy for effective scar reduction. Shriners Hospital for Children - International Headquarters.

Supp DM (Principal Investigator): Correction of epidermolysis bullosa via genome editing and tissue engineering. Shriners Hospital for Children - International Headquarters.

Supp DM (Principal Investigator): The role of vitamin D and the vitamin D receptor in fibrotic wound healing. Shriners Hospital for Children - International Headquarters.

Woodle ES (Principal Investigator): Plasma cell depletion and co-stimulation blockade to treat antibody-mediated rejection. National Institute of Allergy and Infectious Diseases.

Woodle ES (Principal Investigator): Proteasome targeting for alloreactive plasma cells. National Institute of Allergy and Infectious Diseases.

Principal photography by residents and staff of the Department of Surgery, with contributions from UC Academic Health Center Public Relations & Communications. Graphic design by Tammy Adelhardt of Adelgraph Design.











## **Our education values are to:**

Attract and train the medical students and residents with the greatest potential for success as surgeons and leaders.

Celebrate our individual strengths and diversity, and support each other as we overcome our hurdles to success, all while sharing common goals of clinical excellence, scientific discovery and professional growth.

Promote and support our residents to go on to the most highly competitive fellowships and academic positions, and to become successful leaders advancing surgical excellence.